



SULPHUR SPRING NEWS

New Windsor, MD

Volume 20 Issue 1

January—March 2025

MAYOR

Neal C. Roop

COUNCIL MEMBERS

Kevin Cornick

Connor Frock

Dave Hoffman

William Holl

Kimberlee Schultz,

Vice President

TOWN OFFICE

Gary Dye, Jr.,

Town Manager

Dana Mangus,

Clerk/Treasurer

Kim Herche,

Admin & Water/Sewer

Clerk

Joan Henard,

Code Enforcement

PUBLIC WORKS

Wayne Myers,

Director of Public Works

Alan Tobery

Dustin Bane

ZONING ADMIN.

Ed Palsgrove

PLANNING COMM.

Mark Schultz, Chairman

Drew Strine,

Vice Chairman

Dave Hoffman,

Town Council Liaison

Ryan Christensen

V. David Grayson

Glenn Monroe

Kevin Shaughness

MEETINGS:

Town Council

First Wednesday
of Month

Work Session

Third Monday of Month

Planning Commission

Fourth Monday of Month,
As needed

TOWN OFFICE

410-635-6575

www.newwindsormd.gov

MAYOR ROOP'S MESSAGE



Grant Update! Back in the Spring, the Town submitted a grant application to the Maryland Department of Housing and Community Development. The application was for the renovation of the building at 211 High Street. This building has been the home of the fire department and Town offices. We recently received notification that the application was approved. The Town will receive \$250,000 towards the project. This amount is about \$100,000 short of the estimated cost to complete the project. As Mayor, I will work hard to secure additional funding and find ways to reduce the cost of the project. I have already met with the Manager of Lowe's, and two investors, and looked into an additional grant opportunity. The grant will fund renovations of the interior on both floors. The renovations when completed will provide affordable housing for members of the New Windsor Fire Company. This would improve the response capabilities of the NWFD to the citizens they serve, maintain a historic structure within the town, make good use of a vacant structure, and provide affordable housing to young adults engaged in our community. Renovations should begin in early 2025.

The Vietnam Traveling Memorial Wall will be at the New Windsor Fire Department's Carnival Grounds from October 9 through October 13, 2025. This 3/5 scale of the Vietnam Memorial in Washington stands six feet tall at the center & covers almost 300 feet from end to end. The Wall bears the names of over 58,000 men & women serving as a reminder of the ultimate sacrifices made during the Vietnam War. This free event is open to the public 24/7. Carroll County has over 3,100 Vietnam Veterans. The Wall has long tenacles meaning that the reach goes beyond Carroll County. We expect visitors to the Wall to be multi-county, and multi-state. A huge thank you to Babylon Vault and its employees for their coordination of this tremendous event. There will be more information on this event in the coming months.

With the Vietnam Traveling Memorial Wall coming to New Windsor, I anticipate tens of thousands of people coming to New Windsor. As part of the preparedness, the New Windsor Lions Club is undertaking the project of painting the fire hydrants red, white, and blue with stars around the top of the hydrant. This will be an ongoing project throughout next year with a huge turnout of volunteers on our annual Beautification Day in April. Our great public works team has assured me that the curbs will be painted, streets vacuumed, grass manicured, and whatever is needed to make the Town look great! I encourage everyone to do what they can to make either their properties look nice, or suggest ideas on how the Town can look better.

In closing, I want to thank the residents for being patient and understanding through the Main Street and High Street water line replacement. Yes, there were a few unforeseen obstacles and inconveniences during this project. However, with the guidance of Public Works Director Myers and Town Manager Dye working with Mid Atlantic Utilities, and the officers of the New Windsor Fire Department, these issues were addressed quickly with positive results. The Town now has better water quality and better water pressure which enhances our health and safety.

Everyone can do simple things to make a difference, and every little bit really does count.
Stella McCartney

TOWN CALENDAR

JANUARY

- 1 New Years Day—Town Hall Closed
- 2 Christmas Tree Pick Up
- 2 Town Council Meeting at 7pm
- 9 Christmas Tree Pick Up
- 16 Christmas Tree Pick Up
- 20 Martin Luther King Day—Office Closed
- 21 Work Session at 7pm
- 27 Planning Commission at 7:30pm

FEBRUARY

- 5 Town Council Meeting at 7pm
- 17 President's Day—Office Closed
- 18 Work Session at 7pm
- 24 Planning Commission at 7:30pm

MARCH

- 5 Town Council Meeting at 7pm
- 9 Daylight Savings Time
- 17 Work Session at 7pm
- 24 Planning Commission at 7:30pm

****Meeting dates and times are subject to changes. Please confirm dates and times at the Town website www.NewWindsorMD.gov****

****Christmas trees will be picked up on **Thursdays: January 2, 9 and 16**. Please have trees in front of your house for pick-up. Main Street residents should place trees in the alleys behind their homes. Be sure all decorations are removed.****

**After January 16, residents are responsible for the disposal of their Christmas trees.
Thank you!**

WATER BILLS!!!

DUE TO THE HOLIDAY SCHEDULE, WATER BILLS WILL BE MAILED NO LATER THAN JANUARY 10!

Beginning January 1, 2025:

Town of New Windsor will no longer be offering dog tags/licenses. Residents will have to visit the Humane Society of Carroll County.

Thank you!

TRASH/RECYCLING PICK-UP IS ON WEDNESDAY EACH WEEK.

Your trash must be taken out the night before to ensure pick up!!

Each stop may have up to 3 trash containers of household refuse per week with each container limited to 25 pounds. Each stop may also have up to 3 recycle totes per week with each toter limited to 25 pounds.

If you are in need of a recycle toter, please call Town Hall at 410-635-6575.

Suggested Snow Emergency Off Street Parking

Lions Park, Tennis Courts, Skate Park, Atlee Ridge Pump Station

Check the Town Website and Facebook page for updates during Snow Emergency

****Friendly reminder to look on the next page for more information on Snow Emergency****

Mark your Calendar!

Daylight Savings Time is Sunday, March 9!



Snow Emergency Routes

The Town Code states parking is prohibited on designated Town Snow Emergency Routes whenever a Snow Emergency has been declared by the State Highway Administration or the Maryland State Police. Parking is prohibited until the Snow Emergency is lifted and the streets are cleared of snow. The parking prohibition applies to all vehicles including towed vehicles such as trailers and campers. Having the streets clear of parked vehicles during snow events allows the Town crews to clear the snow more quickly and is safe for both Town residents and staff.

Please be advised that Maryland Transportation Article 21-1119 authorizes law enforcement officers to ticket and tow vehicles parked on snow emergency routes when a snow emergency is declared. Violators of this transportation article could be fined \$70. Violator's will also be responsible for the tow bill, if the vehicle is in fact towed.

When a snow emergency is declared by the State Highway Administration, the Town of New Windsor will post the declaration on the Town's Website and Facebook page. Please remember to stay educated during snow events. Whenever you hear the weatherman call for snow, play it safe and just remove your vehicle from the street so you are not burdened later with cost associated with violations.

New Windsor Snow Emergency Routes

****NO PARKING ON THESE ROADS DURING SNOW EMERGENCY****

Old Town	Atlee Ridge	Blue Ridge
Blue Ridge Ave	Atlee Ridge Road	Clauser Court
Church Street	Jo Apter Place	Graybill Court
College Ave	Kaylan Court	Gullo Road
Lambert Ave	Kelsey Court	Miles Court
High Street (Route 31)	Overleigh Way	Murphy Court
Hillside Drive	Vista Court	
Main Street (Route 31)	Town View Circle***	
Maple Ave		
Water Street		

*****Town View Circle includes Town maintained public parking spaces!**

Additional information and updates will be provided on the Town Website and Facebook Page.

What is the best way to clean snow from the sidewalks? *Remove snow along the sidewalk adjacent to your property. Do not push snow from the sidewalk into the street. Clear the snow from around the fire hydrant if there is one in front of your property. You should move the snow to your front yard, behind the stoop line, or the grass strip between the curb and sidewalk if one exists. Where possible try to clear a path at least three feet wide along the sidewalk. Corner property owners should clear a path for bus stops.*

We understand it can be frustrating when our plows push snow back over an area you already shoveled however, please read below to understand why this happens and how to resolve it.

Why do snow plows leave a ridge at the end of my driveway? Who is responsible for clearing the ridge? *Snow ridges are an unavoidable after-effect of plowing streets, particularly in larger or heavier snow storms. Public Works must plow to create a passable driving lane. While this clears a path for traffic, it may leave a snow ridge. We appreciate this concern. However, residents are responsible for clearing any ridge in front of their driveway. We suggest driveways be cleared after street snow clearing operations are conducted, this means when the full road is free of snow back to the curb.*

Cul-De-Sacs are extremely difficult to plow and time consuming. THANK YOU to residents who live on Cul-De-Sacs for your continued patience and understanding

Park cars in driveways: Parking cars in the driveway will allow snow plows to clear the snow more quickly, get streets plowed as wide as possible and avoid the possibility of damaging cars.

Clear sidewalks within 24 hours of the end of the snow: Clearing the sidewalks is the responsibility of the property owner. Town code requires the sidewalks to be cleared within 24 hours of the end of the snow.



PREVENTING FROZEN AND BURSTING WATER PIPES

Indoor pipes can freeze, depending on such variables as outside temperature, inside temperature, insulation and placement in the building. **Pipes in attics, above ceilings, in crawl spaces and basements, and near exterior walls are highly vulnerable to freezing, especially where there is poor insulation, wall cracks or other openings that allow entry of cold outside air.** Monitor important risk control equipment, such as water-based fire protection systems (automatic sprinkler systems, fire pumps, hoses and hydrants). Whether or not piping in these systems actually bursts, any freezing of water can block water flow, preventing proper operation in case of fire. These systems **must** remain heated and ice-free to minimize losses from fire and water damage. Depending on the hazard, a wet pipe sprinkler system could be converted to a dry system.

RISK CONTROL BEST PRACTICES

To prevent the formation of ice in pipes due to freezing temperatures and to prevent the pipes from bursting, we recommend that you:

- Always place piping in heated areas of a building.
- Properly insulate attics, exterior walls and other areas lacking adequate heating.
- Repair broken windows, ill-fitting doors and other conditions that allow heat loss.
- Keep exterior doors closed, even if not in the immediate vicinity of piping.
- **Maintain heat in buildings at all times. No area with piping should be allowed to fall below 50° F (10°C). (This requires regular maintenance, inspection and servicing of existing heating equipment, and safe emergency measures during a prolonged power failure.)**
- Shut off the water lines and drain all pipes if the building is to be left unattended for an extended period. (The exceptions are sprinkler systems unless all combustible materials are removed and the building is noncombustible or fire-resistant.)
- Provide insulation around a pipe sufficient to reduce heat loss, or provide heat tracing, if the pipe might be exposed to freezing temperatures.





PREVENTING FROZEN AND BURSTING WATER PIPES

- Install low temperature alarms (with remote monitoring) in cold-prone areas.
- Adequately maintain and prepare dry-pipe sprinkler systems for cold weather (drain low points, etc.).
- Properly service and winterize private yard hydrants.
- Clear snow and ice from private yard hydrants, outside hose connections and fire protection system valves to help prevent freezing of these systems.

IMPORTANT

Identify the main water shut-off valve(s) for the building and ensure that key personnel know where they are in case of a pipe break. **Never attempt to thaw a frozen pipe with an open flame.**

VACANT, IDLE AND UNOCCUPIED BUILDINGS

A special mention should be made of buildings considered vacant, idle or unoccupied. All of the above issues and recommended best practices apply to these types of buildings. In fact, because they are typically rarely used and less frequently visited, an extra effort is required to ensure that all measures and precautions are taken. **During severe weather, daily visits (if possible) should be made.**

If adequate heat cannot or will not be maintained, the main domestic water supply valve should be shut off and all water from piping should be completely drained by a qualified plumber. Sprinkler systems and other water-based fire protection systems are a special case. Every effort should be made to keep these systems in service.



SMALL BUSINESS SPOTLIGHT!

New Windsor Family Dentistry

As a proud member of the New Windsor community for over 22 years, Dr. Philip Uffer has dedicated his career to providing quality dental care for more than 31 years. His practice philosophy is very simple: Treat his patients the way he would want to be treated or have his family be treated. With a mission of “You won’t suffer with Uffer”, he strives to live up to that mission with each patient encounter. Dr. Uffer creates a welcoming environment where every patient feels valued and cared for.

In addition to his practice, Dr. Uffer volunteers at the Mission of Mercy once a month, providing essential dental care to those in need. This rewarding experience allows him to make a positive impact not just in our small town but in the surrounding communities as well.

New Windsor Family Dentistry offers unique services, such as the ability to create crowns in just one appointment – no temporaries or impressions needed!



With no hygienist on staff, Dr. Uffer personally handles exams and cleanings, ensuring you spend quality time with him during your visit. He also prioritizes getting emergency patients in promptly because he understands how important “timely” can be.

“I am truly grateful for the trust my patients place in me, many of whom travel from all over Maryland and even from other states to receive care. A wise mentor once told me, “They are not your patients unless they want to be your patients,” and I cherish the relationships I have built with each of you.”



When he’s not in the office, he enjoys creating original musical compositions and staying active at the gym.

“I look forward to continuing to serve our wonderful community with passion and dedication.”

To schedule an appointment or to become a new patient please call New Windsor Family Dentistry at 410-875-0837 or visit our website newwindsordentist.com.

Do you have a small business and would like to be featured in an upcoming Newsletter? Reach out to Town Hall via email at info@newwindsordmd.org with your name and information on your small business. You might just be our next feature!

St. Luke's Lutheran Church

701 Green Valley Road / P.O. Box 447
New Windsor, MD
410-635-6177

Secretary@St.LukesNewWindsor.org
www.stlukesnewwindsor.org

Sunday Worship:

8:30am

10:30am

(Childcare available at both services)

Sunday School 9:40am

Livestream on Facebook

Ash Wednesday Service, March 5 at 7pm. All are welcome!

Edgewood Church of the Brethren

15025 New Windsor Road
New Windsor, MD 21776

You are invited to join us for worship at
Edgewood Church of the Brethren

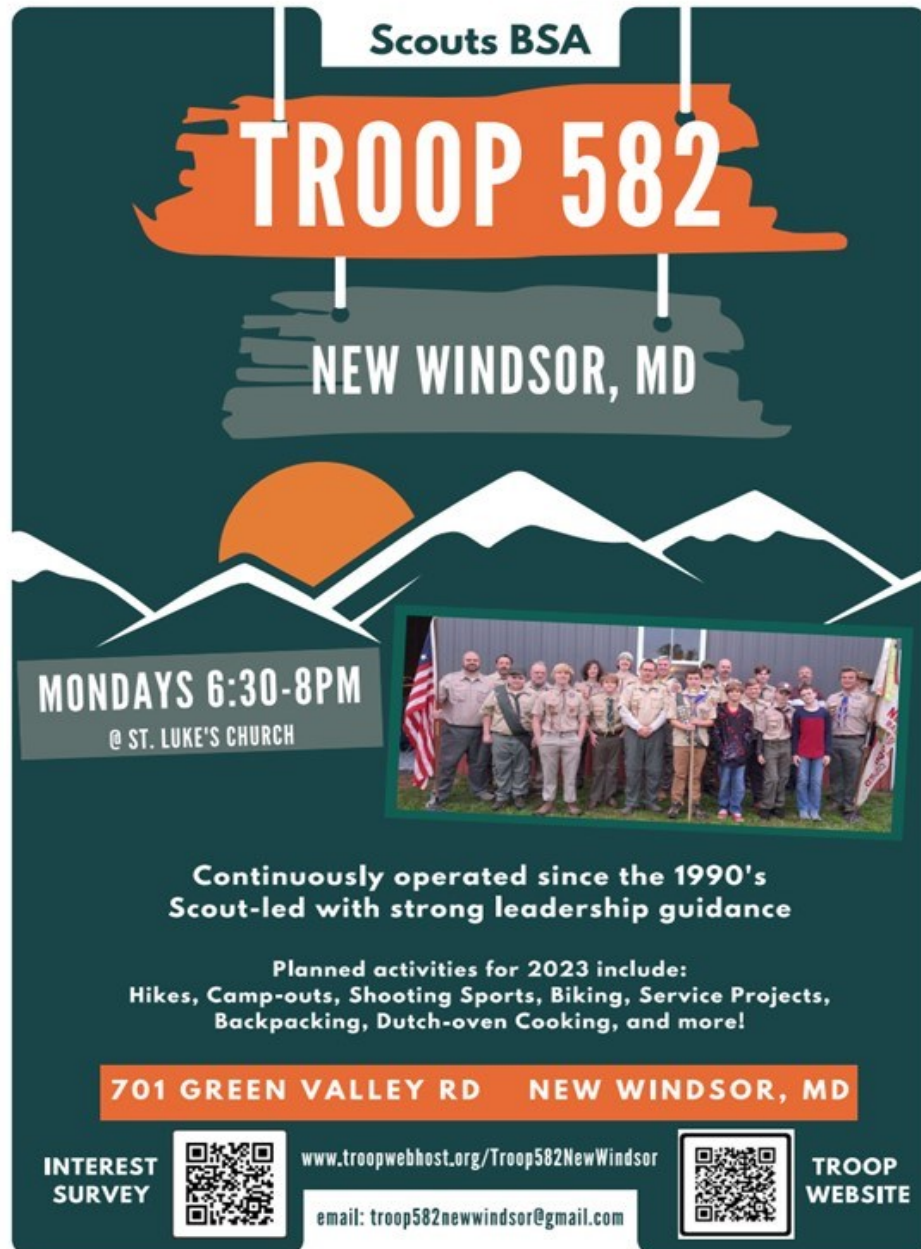
We are located at 15025 New Windsor Road
5 miles south of New Windsor

Worship service is on:

Sunday mornings at 9:00 AM

Bible Study is Thursdays at 7:00 PM

Pastor Paul Leatherman, Jr.
Lay Preacher—Billy Horton




Scouts BSA

TROOP 582

NEW WINDSOR, MD


MONDAYS 6:30-8PM
@ ST. LUKE'S CHURCH




**Continuously operated since the 1990's
Scout-led with strong leadership guidance**


Planned activities for 2023 include:
Hikes, Camp-outs, Shooting Sports, Biking, Service Projects,
Backpacking, Dutch-oven Cooking, and more!

701 GREEN VALLEY RD NEW WINDSOR, MD

INTEREST SURVEY  www.troopwebhost.org/Troop582NewWindsor

TROOP WEBSITE  [email: troop582newwindsor@gmail.com](mailto:troop582newwindsor@gmail.com)

NEW WINDSOR HERITAGE MUSEUM



Small Town with a Big History

Have you ever visited New Windsor's museum? You haven't? Why not? Oh, you don't know where it is located. It is right next to the bank at 207 Main Street. Our little museum, which is located in one of the oldest houses in town, is working to preserve the history of our lovely town and though we may be small, we have a **BIG** history and many amazing artifacts.

Find time to stop by, visit, and learn about our town this year. We are open most Saturdays (excluding holidays) from 10:00 – 1:00.

Contributions can be made to New Windsor Heritage, P.O. Box 28, New Windsor, MD 21776.



The New Windsor Lions Club - Lions for Literacy will host events the second Saturday of each month beginning in January and will continue through June. Each event will feature a book to be read out loud and a copy to be given to attendees. All ages are welcome. Follow the New Windsor Facebook and events pages for more details.

Donations of used and gently used books are very appreciated!

We are always accepting sponsorships, as well. If you are interested in sponsoring, please contact Lynn Talbert at ltalbert58@gmail.com or 443-974-6892.



www.nwfd10.org

TUESDAY NIGHT BINGO!

Doors open at 5pm

Food served from 5:30pm until 7pm

Binge begins at 7pm

ATM available



Come out and support your local fire department!

Associated Catholic Charities Inc., Head Start & Early Head Start of Carroll County

Free School Readiness Program



Associated Catholic Charities, Inc. Head Start and Early Head Start is a federally funded program that promotes school readiness and family self-sufficiency through holistic services.

Carroll County Head Start/Early Head Start provides a wide range of services from prenatal to preschool, for low-income families. We support the development and growth of children from birth to age 5. Our program is MSDE Accredited. We have seven sites throughout the county including Francis Scott Key High and two locations in Taneytown.

For more information or to enroll your child, please contact us at: 667-600-2571 or visit our website @ <https://cc-md.org/programs/carroll-county-head-start/>



TAXES DONE FREE AT HSP!

*Was your household income less than
\$67,000 in 2024?*

Free Tax Preparation

Free Direct Deposit

IRS Certified
Tax Preparers

US Savings Bond
Options



Human Services Programs
of Carroll County, Inc.

CASH
CAMPAIGN
OF MARYLAND

Creating Assets, Savings and Hope



www.hspinc.org/vita

WEST CARROLL REC COUNCIL NEWS

West Carroll serves New Windsor, Union Bridge, Taneytown and surrounding areas. Anyone interested in Rec Council programs or events is welcome to attend our meetings, which are held the 2nd Monday of each month at 7:00pm.

Next Meeting Dates: **January 13, February 10, March 10**

Visit our website: www.gowcrc.com

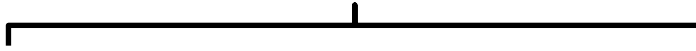
Facebook: <http://www.facebook.com/goWCRC>

For general information about West Carroll programs, contact Community Coordinator, Penny Rockwood at 410-775-1506 or prockwood1@verizon.net.

Eclectic Motor Company
103 Church Street
New Windsor, MD
Ph: (443)-671-6536

We accept clean waste oil!

Town of New Windsor
209 High Street
P.O. Box 609
New Windsor, MD 21776



New Windsor Town Office Hours
Monday - Friday 9:00 am - 3:00 pm
Phone: 410-635-6575
Fax: 410-635-2995
www.NewWindsorMD.gov
Return not requested



NEW WINDSOR AUXILIARY TO THE FIRE DEPARTMENT

The New Windsor Auxiliary to the Fire Company would like to thank the community for continued support in 2024. We look forward to serving you in 2025.

We are always looking for new members. If you would like to serve the community via the auxiliary, please contact us at 410-635-2909. Leave a message and we will get back to you.

Visit the fire company website for upcoming events.

We wish you a healthy, happy and prosperous new year!