



SULPHUR SPRING NEWS

New Windsor, MD



Volume 18 Issue 1

January, February, March 2023

MAYOR

Neal C. Roop

COUNCIL MEMBERS

Kevin Cornick
Sharon Gribbin-Lindemon
Dave Hoffman
William Holl
Kimberlee Schultz,
Vice President

TOWN OFFICE

Gary Dye, Jr.,
Town Manager
Dana Mangus,
Clerk/Treasurer
Kalena Bartoszak,
Admin & Water/Sewer
Clerk

Joan Henard,
Code Enforcement

PUBLIC WORKS

Wayne Myers,
Director of Public Works
Alan Tobery,
Supervisor,
Tyler Yingling

ZONING ADMIN.

William Schneeman

PLANNING COMM.

Glenn Monroe,
Vice Chairman
Mark Schultz, Chairman
Kevin Shaughness
Drew Strine
Dave Hoffman,
Town Council Liaison
Ryan Christensen
V. David Grayson

MEETINGS:

Town Council

First Wednesday
of Month

Work Session

Third Monday of Month

Planning Commission

Fourth Monday of Month,
As needed

TOWN OFFICE

410-635-6575

www.newwindsormd.gov

The Town's responsibility for the Streetscape project should begin within the next few months. This includes the replacement of the aging water line on Main Street and High Street (Rte. 31) along with new laterals and water meters. Bid approval for the project is scheduled for January 4, 2023, Town Council meeting. Once a contractor is selected, staff will coordinate with the contractor and design engineer to have an informational meeting prior to the start of the project. This will allow everyone to better understand the project, expectations, responsibilities, and timelines. Bi-weekly updates on the project will be posted on the Town's website. This project is being funded with \$4,000,000 from the State of Maryland.

A street paving project is underway. The lower section of Church Street has been completed and thankfully came in under budget. Once the weather allows, the remaining portion of Church Street, Robertson Drive, Water Street, and lower Main Street will be paved as Highway User Revenue is available.

The Historic Dielman Inn foundation stabilization has been completed. This project was funded by grants administered by the Maryland Department of Housing and Community Development. The Town will be applying for additional grants to renovate the interior infrastructure of the Inn. My vision is once the first floor is completed, we can solicit businesses to help revitalize the Inn and much-needed economic development for the Town. I want to thank Town Manager Dye, Public Works Director Wayne Myers, and Circuit Rider Mike Reynolds for coordinating with Lewis Contractors who managed the project.

I'd like to recognize a young New Windsor resident, fifth grader Connor Roberman. Connor wrote me a letter about the possibility of a footbridge being erected over the railroad tracks between Atlee Ridge and the Basketball court on Water Street. This would be a safer way for Connor and other children to get to the courts. While this is an option, I told Connor we would look into the possibility of applying for a grant to build a basketball court in Atlee Ridge. I invited Connor to attend the December Town Council meeting and actually had him on the agenda. He was recognized at the meeting for wanting to make a difference in the Town and how he went about it. Great job Connor!

As we enter the new year, I'd like for you to take some time and consider the many organizations in New Windsor that are looking for volunteers. The Fire Company, Lions Club, Heritage Committee, and the West Carroll Rec Council are just a few organizations that provide a wide range of opportunities to help make our Town a better town in which to work, play and live. Please consider joining one of these organizations, new members are vital to the future health and existence of these organizations.

Whatever your cause, whatever your motivation,
I hope you'll agree with me that volunteer service is an extraordinary gift.

[Neil Bush](#)

TOWN CALENDAR

January

- 4 Town Council - 7:00 PM
16 **Martin Luther King, Jr. Day - Office Closed**
17 Work Session - 7:00 PM
23 Planning Commission - 6:00 PM

February

- 1 Town Council - 7:00 PM
20 **President's Day - Office Closed**
21 Work Session - 7:00 PM
27 Planning Commission - 6:00 PM

March

- 1 Town Council - 7:00 PM
20 Work Session - 7:00 PM
27 Planning Commission - 6:00

****Meeting dates and times are subject to changes. Please confirm dates and times at the Town website www.NewWindsorMD.gov****

Disposable Does Not Mean Flushable

The sewer system is designed to accept water, human waste and toilet paper. Toilet paper dissolves quickly in water. However disposable cleaning wipes, diapers, paper towels and other such items do not dissolve easily and may accumulate in the sewer system contributing to clogs and back-ups. As these items travel through the system they also get caught in the pumps and other equipment potentially damaging the equipment and leading to an overflow. Even if the label reads "flushable" it is still safer to dispose these items in the trash. So help protect the sewer system that serves your community and only flush what the system is intended for. Remember **"Disposable Does Not Mean Flushable"**

******** Christmas trees will be picked up on **Thursday's, January 5th, 12th and 19th.** Please have trees in front of your house for pick-up. Main Street residents should place trees in the alleys behind their homes. Be sure all decorations are removed. ********

Friendly reminder, Daylight Savings is March 12th



DON'T FORGET TO BUY YOUR DOG LICENSE!

You can now purchase the new 2023 dog license at the Town Hall. You will need your dog's rabies certificate, which includes the rabies tag number and revaccination date. If your dog is altered you will need to show proof of spay or neuter.

Prices for Dog Licenses:

- Senior Citizen (Altered) - \$3.00
Senior Citizen (Unaltered) - \$10.00
Altered - \$5.00
Unaltered - \$25.00
Late Penalty (Beginning March 1st) - \$10.00

****Senior Citizen is age 62****



Trash/Recycle Pick-up is on Wednesday's



If you still need a recycle toter please contact the Town Office.

Suggested Snow Emergency Off Street Parking

Lions Park, Tennis Courts, Skate Park, Atlee Ridge Pump Station

Check the Town Website and Facebook page for updates during Snow Emergency

****Friendly reminder to look on the next page for more information on Snow Emergency****

**Eclectic Motor Company
103 Church Street
New Windsor, MD
Ph: (443)-671-6536**

We accept clean waste oil!

Snow Emergency Routes

The Town Code states parking is prohibited on designated Town Snow Emergency Routes whenever a Snow Emergency has been declared by the State Highway Administration or the Maryland State Police. Parking is prohibited until the Snow Emergency is lifted and the streets are cleared of snow. The parking prohibition applies to all vehicles including towed vehicles such as trailers and campers. Having the streets clear of parked vehicles during snow events allows the Town crews to clear the snow more quickly and is safe for the Town residents and staff.

Please be advised that Maryland Transportation Article 21-1119 authorizes law enforcement officers to ticket and tow vehicles parked on snow emergency routes when a snow emergency is declared. Violators of this transportation article could be fined \$70. Violator's will also be responsible for the tow bill, if the vehicle is in fact towed.

When a snow emergency is declared by the State Highway Administration, the Town of New Windsor will post the declaration on the Town's Website and Facebook page. Please remember to stay educated during snow events. Whenever you hear the weatherman call for snow, play it safe and just remove your vehicle from the street so you are not burdened later with cost associated with violations.

New Windsor Snow Emergency Routes

****NO PARKING ON THESE ROADS DURING SNOW EMERGENCY****

Old Town	Atlee Ridge	Blue Ridge
Blue Ridge Ave	Atlee Ridge Road	Clauser Court
Church Street	Jo Apter Place	Graybill Court
College Ave	Kaylan Court	Gullo Road
Lambert Ave	Kelsey Court	Miles Court
High Street (Route 31)	Overleigh Way	Murphy Court
Hillside Drive	Vista Court	
Main Street (Route 31)		
Maple Ave		
Water Street		

Additional information and updates will be provided on the Town Website and Facebook Page.

What is the best way to clean snow from the sidewalks? *Remove snow along the sidewalk adjacent to your property. Do not push snow from the sidewalk into the street. Clear the snow from around the fire hydrant if there is one in front of your property. You should move the snow to your front yard, behind the stoop line, or the grass strip between the curb and sidewalk if one exists. Where possible try to clear a path at least three feet wide along the sidewalk. Corner property owners should clear a path for bus stops.*

We understand it can be frustrating when our plows push snow back over an area you already shoveled however, please read below to understand why this happens and how to resolve it.

Why do snow plows leave a ridge at the end of my driveway? Who is responsible for clearing the ridge? *Snow ridges are an unavoidable after-effect of plowing streets, particularly in larger or heavier snow storms. Public Works must plow to create a passable driving lane. While this clears a path for traffic, it may leave a snow ridge. We appreciate this concern. However, residents are responsible for clearing any ridge in front of their driveway. We suggest driveways be cleared after street snow clearing operations are conducted, this means when the full road is free of snow back to the curb.*

Cul-De-Sacs are extremely difficult to plow and time consuming. THANK YOU to residents who live on Cul-De-Sacs for your continued patience and understanding

Park cars in driveways: Parking cars in the driveway will allow snow plows to clear the snow more quickly, get streets plowed as wide as possible and avoid the possibility of damaging cars.

Clear sidewalks within 24 hours of the end of the snow: Clearing the sidewalks is the responsibility of the property owner. Town code requires the sidewalks to be cleared within 24 hours of the end of the snow.



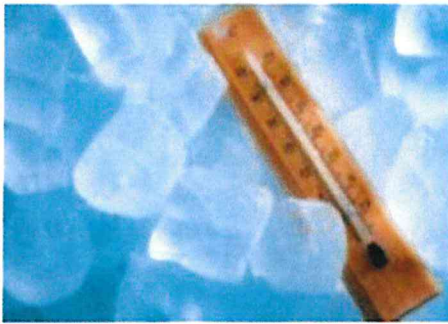
PREVENTING FROZEN AND BURSTING WATER PIPES

Indoor pipes can freeze, depending on such variables as outside temperature, inside temperature, insulation and placement in the building. **Pipes in attics, above ceilings, in crawl spaces and basements, and near exterior walls are highly vulnerable to freezing, especially where there is poor insulation, wall cracks or other openings that allow entry of cold outside air.** Monitor important risk control equipment, such as water-based fire protection systems (automatic sprinkler systems, fire pumps, hoses and hydrants). Whether or not piping in these systems actually bursts, any freezing of water can block water flow, preventing proper operation in case of fire. These systems **must** remain heated and ice-free to minimize losses from fire and water damage. Depending on the hazard, a wet pipe sprinkler system could be converted to a dry system.

RISK CONTROL BEST PRACTICES

To prevent the formation of ice in pipes due to freezing temperatures and to prevent the pipes from bursting, we recommend that you:

- Always place piping in heated areas of a building.
- Properly insulate attics, exterior walls and other areas lacking adequate heating.
- Repair broken windows, ill-fitting doors and other conditions that allow heat loss.
- Keep exterior doors closed, even if not in the immediate vicinity of piping.
- **Maintain heat in buildings at all times. No area with piping should be allowed to fall below 50° F (10°C). (This requires regular maintenance, inspection and servicing of existing heating equipment, and safe emergency measures during a prolonged power failure.)**
- Shut off the water lines and drain all pipes if the building is to be left unattended for an extended period. (The exceptions are sprinkler systems unless all combustible materials are removed and the building is noncombustible or fire-resistive.)
 - Provide insulation around a pipe sufficient to reduce heat loss, or provide heat tracing, if the pipe might be exposed to freezing temperatures.



PREVENTING FROZEN AND BURSTING WATER PIPES

- Install low temperature alarms (with remote monitoring) in cold-prone areas.
- Adequately maintain and prepare dry-pipe sprinkler systems for cold weather (drain low points, etc.).
- Properly service and winterize private yard hydrants.
- Clear snow and ice from private yard hydrants, outside hose connections and fire protection system valves to help prevent freezing of these systems.

IMPORTANT

Identify the main water shut-off valve(s) for the building and ensure that key personnel know where they are in case of a pipe break. **Never attempt to thaw a frozen pipe with an open flame.**

VACANT, IDLE AND UNOCCUPIED BUILDINGS

A special mention should be made of buildings considered vacant, idle or unoccupied. All of the above issues and recommended best practices apply to these types of buildings. In fact, because they are typically rarely used and less frequently visited, an extra effort is required to ensure that all measures and precautions are taken. **During severe weather, daily visits (if possible) should be made.**

If adequate heat cannot or will not be maintained, the main domestic water supply valve should be shut off and all water from piping should be completely drained by a qualified plumber. Sprinkler systems and other water-based fire protection systems are a special case. Every effort should be made to keep these systems in service.



NO PLASTIC BAGS IN THE CART

DO NOT BAG Recyclables

Collecting recyclables in a bag?
Empty the contents into the cart.

Return plastic bags to retailers.



CARROLL COUNTY RECYCLES

Mix recycling loose in the bin NOT in a bag:



Cardboard, Aseptic & Gable Top Containers, Cereal & Other Paperboard Boxes, Paper Bags, Newspapers, Inserts, Office Paper, Junk Mail, Magazines & Catalogs, Paperback Books - **NO HARDBACK BOOKS, NO SHREDDED PAPER**



Aluminum, Tin & Steel Cans, Containers, Glass Jars & Bottles, Plastic Tubs, Plastic Bottles (#1-#7), Wide-Mouth Containers (**NO #6 Containers**)

PLEASE:

NO Batteries
NO Styrofoam
NO Electronics
NO Food Waste
NO Ceramics or Dishes
NO Trash or Yard Waste
NO Motor Oil Containers
NO Clamshell Containers
NO Household Hazardous Waste
NO Light Bulbs, Window Glass or Mirrors



**NO PLASTIC BAGS OR
PLASTIC WRAP
ACCEPTED
AT CURBSIDE.**






Drop off **CFL BULBS** at any Home Depot or Lowe's, or ask about CFL recycling at your local Ace Hardware. They are also accepted at Carroll County's Household Hazardous Waste Events.

For more information about SINGLE STREAM RECYCLING visit www.recyclecarroll.org or call the BUREAU OF SOLID WASTE at 410-386-2510.

NEW WINDSOR FIRE DEPARTMENT

For any updates please check the website www.nwfd10.org and the Facebook page

Troop 582
St. Luke's (Winters) Lutheran Church
701 Green Valley Road
New Windsor, MD
Meets Mondays from 7-8:30PM

Sample of Recent Trips:




- Biked the GAP Trail (Pittsburgh to Cumberland) and C&O Canal
- Backpacking on the A.T.
- Rifle / Shotgun shooting weekends (several leaders are NRA-certified instructors)
- Canoeing the James River AND Northern Tier

Why join Troop 582?

- Very active Troop
- Scout led but 7 active Scoutmasters to coach and guide
- Our Scouts and Leaders have won numerous cook-offs
- We like to camp, hike, bike, canoe & shoot, but *we also know how to relax and enjoy a weekend in the woods!!*

ATTENTION WEBELOS (AND PARENTS!!)
Come visit Troop 582
Meet the Scouts and Leaders
We're looking forward to seeing you!!

To learn more, contact:
Jennifer Sumers
410-897-7547
sumersj@gmail.com

WEST CARROLL REC COUNCIL NEWS

West Carroll serves New Windsor, Union Bridge, Taneytown and surrounding areas. Anyone interested in Rec Council programs or events is welcome to attend our meetings, which are held the 2nd Monday of each month at 7:00pm

Next Meeting Dates: Jan 9th, Feb 13th, March 13th

Visit our website: www.gowcrc.com

Facebook: <http://www.facebook.com/goWCRC>

For general information about West Carroll programs, contact Community Coordinator, Penny Rockwood at 410-775-1506 or prockwood1@verizon.net

New Windsor Food Bank

Making a Difference! New Windsor Food Bank opens their food pantry doors every Wednesday night from 5:30pm- 7pm. All you need to bring along with you is a form of picture ID. Come in on the side doors on High Street. We will provide a variety of fresh, frozen, and canned food items for you and your family.

The Shepherd's Staff has a Blessings Closet location at St. Paul United Methodist Church, 200 Main Street, New Windsor. We offer free assistance to all with Non-food Essentials and Personal Care items.

The Blessings Closet is open the 2nd Wednesday of each month from 5:15 – 6:30pm

Located: St. Paul United Methodist Church, 200 Main Street, New Windsor, MD 21776

Hours: Wednesdays 5:15 - 6:30 pm

Must Live in New Windsor or Union Bridge Zip Codes 21776 or 21791

Easter Bazaar and Bake Sale

April 1st, 2023, 9:00 am. To 2:00 PM, Johnsville United Methodist Church, 11106 Green Valley Road, Union Bridge, MD 21791

Job Opening - St. Paul United Methodist Church in New Windsor, MD is seeking a part time independent Administrative Assistant. Work schedule flexible, 8-12 hrs. a week. Position includes but not limited too - preparing bulletins, PowerPoint, mailings, data entry, etc. Stay at home parents and retirees encouraged to apply. Must have a favorable background check. Interested applicants send resume or letter of intent to stpaulnewwindsor@gmail.com or call 410-635-2442 and leave a message for Sarah.

Town of New Windsor
209 High Street
P.O. Box 609
New Windsor, MD 21776

Current resident or:

New Windsor Town Office Hours
Monday - Friday 9:00 am - 3:00 pm
Phone: 410-635-6575
Fax: 410-635-2995
www.NewWindsorMD.gov
Return not requested



Happy New Year
2023