



**THE CARROLL COUNTY SHERIFF'S OFFICE
2018 END OF THE YEAR BREAK DOWN FOR THE
TOWN OF NEW WINDSOR**

CALLS FOR SERVICE



NEW WINDSOR 2018 CALLS FOR SERVICE													
	JAN	FEB	MAR	APR	MAY	JUN	JUL	AUG	SEPT	OCT	NOV	DEC	TOTAL PER CALL
ROBBERY	1	0	0	0	0	0	0	0	0	0	0	1	2
ASSAULT / BATTERY	1	2	1	2	0	1	0	0	2	1	0	1	11
BURGLARY OF STRUCTURE	0	1	0	1	0	0	0	0	0	0	0	0	2
911 HANG UP / OPEN LINE	0	0	0	0	0	0	0	0	0	0	1	0	1
THEFT	0	1	0	0	1	0	0	0	0	0	0	2	4
BURGLARY OF VEHICLE	0	0	0	0	1	0	0	1	0	0	0	0	2
MOTOR VEHICLE THEFT	0	0	0	0	0	1	0	0	0	0	0	0	1
ARSON	0	0	0	0	0	0	0	0	0	0	0	1	1
FRAUDULENT OR DECEPTIVE ACTIVITY	0	1	0	0	2	1	1	0	0	0	0	1	6
SUSPICIOUS ACTIVITY	6	7	5	1	7	3	8	3	3	4	7	0	54
ALARM CALL	1	1	4	1	0	1	1	2	5	2	1	0	19
ANIMAL CALL	2	1	1	0	1	0	0	0	0	0	0	0	5
VANDALISM OR CRIMINAL DAMAGE	1	1	0	1	1	2	1	1	0	1	0	1	10
DISTURBANCE	2	0	2	0	2	1	0	1	4	2	0	0	14
DOMESTIC DISPUTE	3	0	3	0	0	0	0	1	2	1	1	0	11
SHOTS FIRED	0	0	0	0	0	0	0	0	0	0	0	0	0
HARASSMENT / THREATENING CALLS	0	2	0	0	0	1	4	1	0	0	1	1	10
INDECENT ACTIVITY / SEX OFFENSE	0	0	1	0	0	1	0	0	0	0	0	0	2
BUILDING / AREA CHECK	7	7	4	2	4	8	3	2	4	5	6	6	58
ACCIDENT - FATALITY	0	0	0	0	0	0	0	0	0	0	0	0	0
ACCIDENT - INJURY	0	0	0	0	0	0	0	0	0	0	1	0	1
ACCIDENT - NON - INJURY	2	0	1	0	1	2	1	2	0	3	3	4	19
RECOVERED PROPERTY	0	0	0	1	0	0	1	0	1	0	0	2	5
DRUG OR ALCOHOL VIOLATIONS	2	2	1	2	0	0	0	0	1	0	0	0	8
WEAPONS VIOLATION	0	2	0	0	0	0	0	0	0	0	0	1	3
SUBJECT STOP	0	0	0	0	0	0	0	0	0	0	0	0	0
TRAFFIC STOP	29	45	36	39	20	8	7	15	63	22	23	62	369
LOUD PARTY / MUSIC	0	0	0	0	0	0	0	0	0	0	0	0	0
FIRE OR FIREWORKS CALL	0	5	0	0	0	0	0	1	0	0	0	0	6
ORDINANCE OR CODE VIOLATIONS	0	0	0	0	0	0	0	0	0	0	0	0	0
PARKING PROBLEM / MOTORIST ASSIST	6	3	3	7	3	4	9	8	12	7	4	17	83
CIVIL MATTER / NON - CRIMINAL	0	1	2	0	2	1	0	0	0	0	1	1	8
MEDICAL / CHECK WELFARE	1	1	5	1	3	3	5	1	2	2	6	2	32
ALL OTHER	5	3	3	1	4	3	2	3	7	3	3	5	42
													GRAND TOTAL
TOTAL	69	86	72	59	52	41	43	42	106	53	58	108	789

NEW WINDSOR 2018 CALLS FOR SERVICE													
	JAN	FEB	MAR	APR	MAY	JUN	JUL	AUG	SEPT	OCT	NOV	DEC	TOTAL PER CALL
ROBBERY	1	0	0	0	0	0	0	0	0	0	0	1	2
ASSAULT / BATTERY	1	2	1	2	0	1	0	0	2	1	0	1	11
BURGLARY OF STRUCTURE	0	1	0	1	0	0	0	0	0	0	0	0	2
911 HANG UP / OPEN LINE	0	0	0	0	0	0	0	0	0	0	1	0	1
THEFT	0	1	0	0	1	0	0	0	0	0	0	2	4
BURGLARY OF VEHICLE	0	0	0	0	1	0	0	1	0	0	0	0	2
MOTOR VEHICLE THEFT	0	0	0	0	0	1	0	0	0	0	0	0	1
ARSON	0	0	0	0	0	0	0	0	0	0	0	1	1
FRAUDULENT OR DECEPTIVE ACTIVITY	0	1	0	0	2	1	1	0	0	0	0	1	6
SUSPICIOUS ACTIVITY	6	7	5	1	7	3	8	3	3	4	7	0	54
ALARM CALL	1	1	4	1	0	1	1	2	5	2	1	0	19
ANIMAL CALL	2	1	1	0	1	0	0	0	0	0	0	0	5
VANDALISM OR CRIMINAL DAMAGE	1	1	0	1	1	2	1	1	0	1	0	1	10
DISTURBANCE	2	0	2	0	2	1	0	1	4	2	0	0	14
DOMESTIC DISPUTE	3	0	3	0	0	0	0	1	2	1	1	0	11
SHOTS FIRED	0	0	0	0	0	0	0	0	0	0	0	0	0
HARASSMENT / THREATENING CALLS	0	2	0	0	0	1	4	1	0	0	1	1	10
INDECENT ACTIVITY / SEX OFFENSE	0	0	1	0	0	1	0	0	0	0	0	0	2
BUILDING / AREA CHECK	7	7	4	2	4	8	3	2	4	5	6	6	58
ACCIDENT - FATALITY	0	0	0	0	0	0	0	0	0	0	0	0	0
ACCIDENT - INJURY	0	0	0	0	0	0	0	0	0	0	1	0	1
ACCIDENT - NON - INJURY	2	0	1	0	1	2	1	2	0	3	3	4	19
RECOVERED PROPERTY	0	0	0	1	0	0	1	0	1	0	0	2	5
DRUG OR ALCOHOL VIOLATIONS	2	2	1	2	0	0	0	0	1	0	0	0	8
WEAPONS VIOLATION	0	2	0	0	0	0	0	0	0	0	0	1	3
SUBJECT STOP	0	0	0	0	0	0	0	0	0	0	0	0	0
TRAFFIC STOP	29	45	36	39	20	8	7	15	63	22	23	62	369
LOUD PARTY / MUSIC	0	0	0	0	0	0	0	0	0	0	0	0	0
FIRE OR FIREWORKS CALL	0	5	0	0	0	0	0	1	0	0	0	0	6
ORDINANCE OR CODE VIOLATIONS	0	0	0	0	0	0	0	0	0	0	0	0	0
PARKING PROBLEM / MOTORIST ASSIST	6	3	3	7	3	4	9	8	12	7	4	17	83
CIVIL MATTER / NON - CRIMINAL	0	1	2	0	2	1	0	0	0	0	1	1	8
MEDICAL / CHECK WELFARE	1	1	5	1	3	3	5	1	2	2	6	2	32
ALL OTHER	5	3	3	1	4	3	2	3	7	3	3	5	42
													GRAND TOTAL
TOTAL	69	86	72	59	52	41	43	42	106	53	58	108	789

NEW WINDSOR 2018 CALLS FOR SERVICE													
	JAN	FEB	MAR	APR	MAY	JUN	JUL	AUG	SEPT	OCT	NOV	DEC	TOTAL PER CALL
ROBBERY	1	0	0	0	0	0	0	0	0	0	0	1	2
ASSAULT / BATTERY	1	2	1	2	0	1	0	0	2	1	0	1	11
BURGLARY OF STRUCTURE	0	1	0	1	0	0	0	0	0	0	0	0	2
911 HANG UP / OPEN LINE	0	0	0	0	0	0	0	0	0	0	1	0	1
THEFT	0	1	0	0	1	0	0	0	0	0	0	2	4
BURGLARY OF VEHICLE	0	0	0	0	1	0	0	1	0	0	0	0	2
MOTOR VEHICLE THEFT	0	0	0	0	0	1	0	0	0	0	0	0	1
ARSON	0	0	0	0	0	0	0	0	0	0	0	1	1
FRAUDULENT OR DECEPTIVE ACTIVITY	0	1	0	0	2	1	1	0	0	0	0	1	6
SUSPICIOUS ACTIVITY	6	7	5	1	7	3	8	3	3	4	7	0	54
ALARM CALL	1	1	4	1	0	1	1	2	5	2	1	0	19
ANIMAL CALL	2	1	1	0	1	0	0	0	0	0	0	0	5
VANDALISM OR CRIMINAL DAMAGE	1	1	0	1	1	2	1	1	0	1	0	1	10
DISTURBANCE	2	0	2	0	2	1	0	1	4	2	0	0	14
DOMESTIC DISPUTE	3	0	3	0	0	0	0	1	2	1	1	0	11
SHOTS FIRED	0	0	0	0	0	0	0	0	0	0	0	0	0
HARASSMENT / THREATENING CALLS	0	2	0	0	0	1	4	1	0	0	1	1	10
INDECENT ACTIVITY / SEX OFFENSE	0	0	1	0	0	1	0	0	0	0	0	0	2
BUILDING / AREA CHECK	7	7	4	2	4	8	3	2	4	5	6	6	58
ACCIDENT - FATALITY	0	0	0	0	0	0	0	0	0	0	0	0	0
ACCIDENT - INJURY	0	0	0	0	0	0	0	0	0	0	1	0	1
ACCIDENT - NON - INJURY	2	0	1	0	1	2	1	2	0	3	3	4	19
RECOVERED PROPERTY	0	0	0	1	0	0	1	0	1	0	0	2	5
DRUG OR ALCOHOL VIOLATIONS	2	2	1	2	0	0	0	0	1	0	0	0	8
WEAPONS VIOLATION	0	2	0	0	0	0	0	0	0	0	0	1	3
SUBJECT STOP	0	0	0	0	0	0	0	0	0	0	0	0	0
TRAFFIC STOP	29	45	36	39	20	8	7	15	63	22	23	62	369
LOUD PARTY / MUSIC	0	0	0	0	0	0	0	0	0	0	0	0	0
FIRE OR FIREWORKS CALL	0	5	0	0	0	0	0	1	0	0	0	0	6
ORDINANCE OR CODE VIOLATIONS	0	0	0	0	0	0	0	0	0	0	0	0	0
PARKING PROBLEM / MOTORIST ASSIST	6	3	3	7	3	4	9	8	12	7	4	17	83
CIVIL MATTER / NON - CRIMINAL	0	1	2	0	2	1	0	0	0	0	1	1	8
MEDICAL / CHECK WELFARE	1	1	5	1	3	3	5	1	2	2	6	2	32
ALL OTHER	5	3	3	1	4	3	2	3	7	3	3	5	42
													GRAND TOTAL
TOTAL	69	86	72	59	52	41	43	42	106	53	58	108	789

NEW WINDSOR 2018 CALLS FOR SERVICE													
	JAN	FEB	MAR	APR	MAY	JUN	JUL	AUG	SEPT	OCT	NOV	DEC	TOTAL PER CALL
ROBBERY	1	0	0	0	0	0	0	0	0	0	0	1	2
ASSAULT / BATTERY	1	2	1	2	0	1	0	0	2	1	0	1	11
BURGLARY OF STRUCTURE	0	1	0	1	0	0	0	0	0	0	0	0	2
911 HANG UP / OPEN LINE	0	0	0	0	0	0	0	0	0	0	1	0	1
THEFT	0	1	0	0	1	0	0	0	0	0	0	2	4
BURGLARY OF VEHICLE	0	0	0	0	1	0	0	1	0	0	0	0	2
MOTOR VEHICLE THEFT	0	0	0	0	0	1	0		0	0	0	0	1
ARSON	0	0	0	0	0	0	0		0	0	0	1	1
FRAUDULENT OR DECEPTIVE ACTIVITY	0	1	0	0	2	1	1		0	0	0	1	6
SUSPICIOUS ACTIVITY	6	7	5	1	7	3			3	4	7	0	54
ALARM CALL	1	1	4	1	0	1			5	2	1	0	19
ANIMAL CALL	2	1	1	0	1					0	0	0	5
VANDALISM OR CRIMINAL DAMAGE	1	1	0	1	1				0	1	0	1	10
DISTURBANCE	2	0	2	0	2				4	2	0	0	14
DOMESTIC DISPUTE	3	0	3	0				1	2	1	1	0	11
SHOTS FIRED	0	0	0	0				0	0	0	0	0	0
HARASSMENT / THREATENING CALLS	0	2	0	0	0			1	0	0	1	1	10
INDECENT ACTIVITY / SEX OFFENSE	0	0	1				0	0	0	0	0	0	2
BUILDING / AREA CHECK	7	7	4				3	2	4	5	6	6	58
ACCIDENT - FATALITY	0	0					0	0	0	0	0	0	0
ACCIDENT - INJURY	0	0				0	0	0	0	0	1	0	1
ACCIDENT - NON - INJURY	2	0				2	1	2	0	3	3	4	19
RECOVERED PROPERTY	0	0			0	0	1	0	1	0	0	2	5
DRUG OR ALCOHOL VIOLATIONS	2	2			0	0	0	0	1	0	0	0	8
WEAPONS VIOLATION	0	2	0		0	0	0	0	0	0	0	1	3
SUBJECT STOP	0	0	0	0	0	0	0	0	0	0	0	0	0
TRAFFIC STOP	29	45	36	39	20	8	7	15	63	22	23	62	369
LOUD PARTY / MUSIC	0	0	0	0	0	0	0	0	0	0	0	0	0
FIRE OR FIREWORKS CALL	0	5	0	0	0	0	0	1	0	0	0	0	6
ORDINANCE OR CODE VIOLATIONS	0	0	0	0	0	0	0	0	0	0	0	0	0
PARKING PROBLEM / MOTORIST ASSIST	6	3	3	7	3	4	9	8	12	7	4	17	83
CIVIL MATTER / NON - CRIMINAL	0	1	2	0	2	1	0	0	0	0	1	1	8
MEDICAL / CHECK WELFARE	1	1	5	1	3	3	5	1	2	2	6	2	32
ALL OTHER	5	3	3	1	4	3	2	3	7	3	3	5	42
													GRAND TOTAL
TOTAL	69	86	72	59	52	41	43	42	106	53	58	108	789

NEW WINDSOR 2018 CALLS FOR SERVICE													
	JAN	FEB	MAR	APR	MAY	JUN	JUL	AUG	SEPT	OCT	NOV	DEC	TOTAL PER CALL
ROBBERY	1	0	0	0	0	0	0	0	0	0	0	1	2
ASSAULT / BATTERY	1	2	1	2	0	1	0	0	2	1	0	1	11
BURGLARY OF STRUCTURE	0	1	0	1	0	0	0	0	0	0	0	0	2
911 HANG UP / OPEN LINE	0	0	0	0	0	0	0	0	0	0	1	0	1
THEFT	0	1	0	0	1	0	0	0	0	0	0	2	4
BURGLARY OF VEHICLE	0	0	0	0	1	0	0	1	0	0	0	0	2
MOTOR VEHICLE THEFT	0	0	0	0	0	1	0	0	0	0	0	0	1
ARSON	0	0	0	0	0	0	0	0	0	0	0	1	1
FRAUDULENT OR DECEPTIVE ACTIVITY	0	1	0	0	2	1	1	0	0	0	0	1	6
SUSPICIOUS ACTIVITY	6	7	5	1	7	3	8	3	3	4	7	0	54
ALARM CALL	1	1	4	1	0	1	1	2	5	2	1	0	19
ANIMAL CALL	2	1	1	0	1	0	0	0	0	0	0	0	5
VANDALISM OR CRIMINAL DAMAGE	1	1	0	1	1	2	1	1	0	1	0	1	10
DISTURBANCE	2	0	2	0	2	1	0	1	4	2	0	0	14
DOMESTIC DISPUTE	3	0	3	0	0	0	0	1	2	1	1	0	11
SHOTS FIRED	0	0	0	0	0	0	0	0	0	0	0	0	0
HARASSMENT / THREATENING CALLS	0	2	0	0	0	1	4	1	0	0	1	1	10
INDECENT ACTIVITY / SEX OFFENSE	0	0	1	0	0	1	0	0	0	0	0	0	2
BUILDING / AREA CHECK	7	7	4	2	4	8	3	2	4	5	6	6	58
ACCIDENT - FATALITY	0	0	0	0	0	0	0	0	0	0	0	0	0
ACCIDENT - INJURY	0	0	0	0	0	0	0	0	0	0	1	0	1
ACCIDENT - NON - INJURY	2	0	1	0	1	2	1	2	0	3	3	4	19
RECOVERED PROPERTY	0	0	0	1	0	0	1	0	1	0	0	2	5
DRUG OR ALCOHOL VIOLATIONS	2	2	1	2	0	0	0	0	1	0	0	0	8
WEAPONS VIOLATION	0	2	0	0	0	0	0	0	0	0	0	1	3
SUBJECT STOP	0	0	0	0	0	0	0	0	0	0	0	0	0
TRAFFIC STOP	29	45	36	39	20	8	7	15	63	22	23	62	369
LOUD PARTY / MUSIC	0	0	0	0	0	0	0	0	0	0	0	0	0
FIRE OR FIREWORKS CALL	0	5	0	0	0	0	0	1	0	0	0	0	6
ORDINANCE OR CODE VIOLATIONS	0	0	0	0	0	0	0	0	0	0	0	0	0
PARKING PROBLEM / MOTORIST ASSIST	6	3	3	7	3	4	9	8	12	7	4	17	83
CIVIL MATTER / NON - CRIMINAL	0	1	2	0	2	1	0	0	0	0	1	1	8
MEDICAL / CHECK WELFARE	1	1	5	1	3	3	5	1	2	2	6	2	32
ALL OTHER	5	3	3	1	4	3	2	3	7	3	3	5	42
													GRAND TOTAL
TOTAL	69	86	72	59	52	41	43	42	106	53	58	108	789

NEW WINDSOR 2018 CALLS FOR SERVICE													
	JAN	FEB	MAR	APR	MAY	JUN	JUL	AUG	SEPT	OCT	NOV	DEC	TOTAL PER CALL
ROBBERY	1	0	0	0	0	0	0	0	0	0	0	1	2
ASSAULT / BATTERY	1	2	1	2	0	1	0	0	2	1	0	1	11
BURGLARY OF STRUCTURE	0	1	0	1	0	0	0	0	0	0	0	0	2
911 HANG UP / OPEN LINE	0	0	0	0	0	0	0	0	0	0	1	0	1
THEFT	0	1	0	0	1	0	0	0	0	0	0	2	4
BURGLARY OF VEHICLE	0	0	0	0	1	0	0	1	0	0	0	0	2
MOTOR VEHICLE THEFT	0	0	0	0	0	1	0	0	0	0	0	0	1
ARSON	0	0	0	0	0	0	0	0	0	0	0	1	1
FRAUDULENT OR DECEPTIVE ACTIVITY	0	1	0	0	2	1	1	0	0	0	0	1	6
SUSPICIOUS ACTIVITY	6	7	5	1	7	3	8	3	3	4	7	0	54
ALARM CALL	1	1	4	1	0	1	1	2	5	2	1	0	19
ANIMAL CALL	2	1	1	0	1	0	0	0	0	0	0	0	5
VANDALISM OR CRIMINAL DAMAGE	1	1	0	1	1	2	1	1	0	1	0	1	10
DISTURBANCE	2	0	2	0	2	1	0	1	4	2	0	0	14
DOMESTIC DISPUTE	3	0	3	0	0	0	0	1	2	1	1	0	11
SHOTS FIRED	0	0	0	0	0	0	0	0	0	0	0	0	0
HARASSMENT / THREATENING CALLS	0	2	0	0	0	1	4	1	0	0	1	1	10
INDECENT ACTIVITY / SEX OFFENSE	0	0	1	0	0	1	0	0	0	0	0	0	2
BUILDING / AREA CHECK	7	7	4	2	4	8	3	2	4	5	6	6	58
ACCIDENT - FATALITY	0	0	0	0	0	0	0	0	0	0	0	0	0
ACCIDENT - INJURY	0	0	0	0	0	0	0	0	0	0	1	0	1
ACCIDENT - NON - INJURY	2	0	1	0	1	2	1	2	0	3	3	4	19
RECOVERED PROPERTY	0	0	0	1	0	0	1	0	1	0	0	2	5
DRUG OR ALCOHOL VIOLATIONS	2	2	1	2	0	0	0	0	1	0	0	0	8
WEAPONS VIOLATION	0	2	0	0	0	0	0	0	0	0	0	1	3
SUBJECT STOP	0	0	0	0	0	0	0	0	0	0	0	0	0
TRAFFIC STOP	29	45	36	39	20	8	7	15	63	22	23	62	369
LOUD PARTY / MUSIC	0	0	0	0	0	0	0	0	0	0	0	0	0
FIRE OR FIREWORKS CALL	0	5	0	0	0	0	0	1	0	0	0	0	6
ORDINANCE OR CODE VIOLATIONS	0	0	0	0	0	0	0	0	0	0	0	0	0
PARKING PROBLEM / MOTORIST ASSIST	6	3	3	7	3	4	9	8	12	7	4	17	83
CIVIL MATTER / NON - CRIMINAL	0	1	2	0	2	1	0	0	0	0	1	1	8
MEDICAL / CHECK WELFARE	1	1	5	1	3	3	5	1	2	2	6	2	32
ALL OTHER	5	3	3	1	4	3	2	3	7	3	3	5	42
													GRAND TOTAL
TOTAL	69	86	72	59	52	41	43	42	106	53	58	108	789

YEARLY TOTAL CALLS FOR SERVICE



YEAR	CALLS FOR SERVICE
2018	789
2017	867
2016	1145

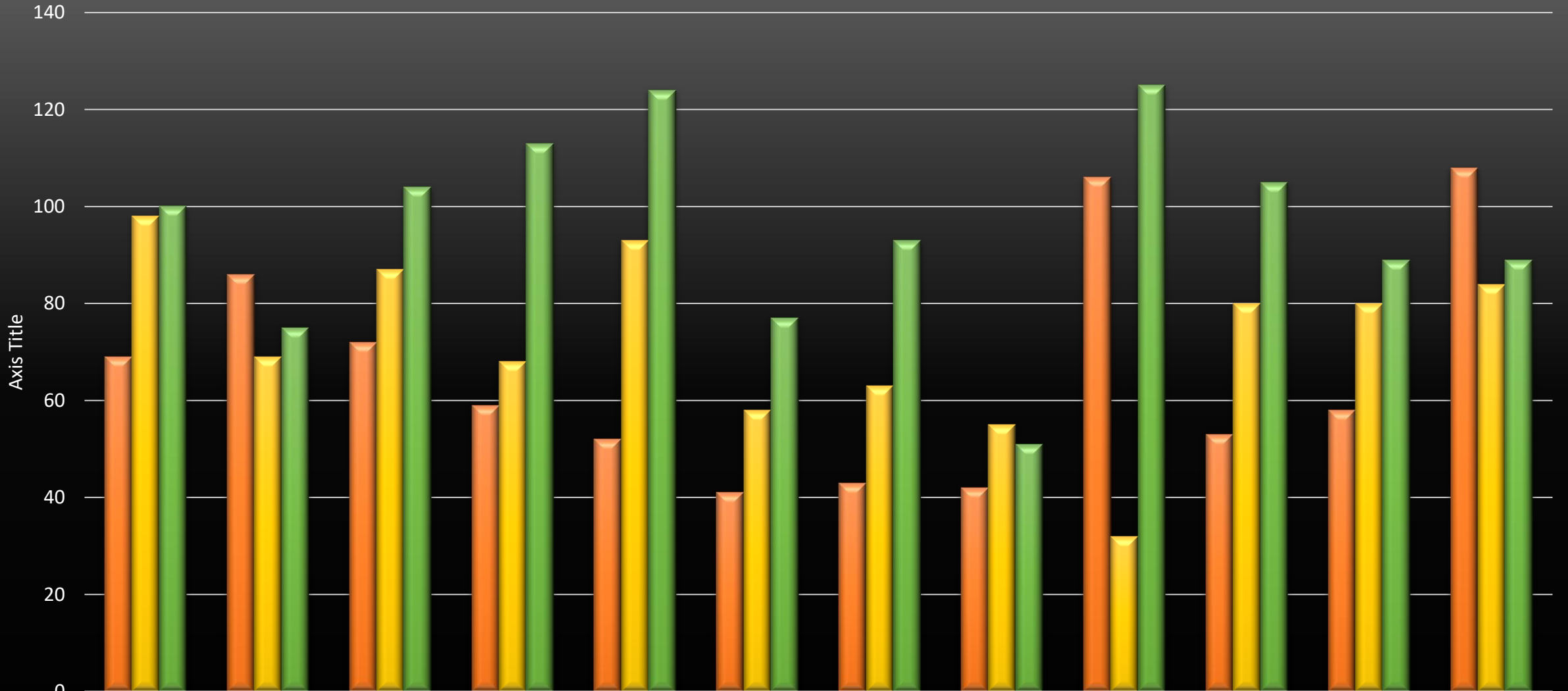
YEARLY TOTAL CALLS FOR SERVICE



YEAR	CALLS FOR SERVICE
2018	789
2017	867
2016	1145

**WHY ARE THERE MORE CALLS FOR SERVICE FOR THE YEARS 2016 AND 2017?
MOSTLY BECAUSE YOU HAD A FULL TIME DEPUTY ASSIGNED TO THE TOWN FOR ALL OR MOST OF THOSE YEARS.
THOSE CALLS FOR SERVICE ACCOUNT FOR PROPERTY CHECKS, TRAFFIC STOPS, ETC... ETC...**

CALLS FOR SERVICE MONTHLY BREAK DOWN



	JAN	FEB	MAR	APR	MAY	JUN	JUL	AUG	SEP	OCT	NOV	DEC
2018	69	86	72	59	52	41	43	42	106	53	58	108
2017	98	69	87	68	93	58	63	55	32	80	80	84
2016	100	75	104	113	124	77	93	51	125	105	89	89

REPORTABLE OFFENSES

[illegible][illegible]

NEW WINDSOR 2018 REPORTABLE OFFENSES

	JAN	FEB	MAR	APR	MAY	JUN	JUL	AUG	SEPT	OCT	NOV	DEC	TOTAL PER EVENT
HOMICIDE	0	0	0	0	0	0	0	0	0	0	0	0	0
ATTEMPTED HOMICIDE	0	0	0	0	0	0	0	0	0	0	0	0	0
DEATH INVESTIGATION	0	0	1	0	0	0	1	0	0	1	0	0	3
SEXUAL ASSAULT	0	0	0	0	0	0	0	0	0	0	0	0	0
SEXUAL OFFENSE - OTHER	0	0	0	0	0	1	0	0	0	0	0	0	1
ROBBERY - COMMERICAL	0	0	0	0	0	0	0	0	0	0	0	0	0
ROBBERY - INDIVIDUAL	0	0	0	0	0	0	0	0	0	1	0	1	2
AGGRAVATED ASSAULT	0	2	3	0	1	1	1	0	1	0	0	1	10
ASSAULT - OTHER	1	0	0	0	0	0	0	0	0	0	0	0	1
BURGLARY - COMMERCIAL	1	0	0	0	0	0	0	0	0	0	0	0	1
BURGLARY - RESIDENTIAL	0	0	0	0	0	0	1	0	0	0	0	0	1
THEFT	2	0	0	0	2	0	1	1	0	1	2	0	9
FRAUD	0	0	0	0	0	0	1	0	0	0	0	0	1
SHOPLIFTING	0	0	0	0	0	0	0	0	0	0	0	0	0
THEFT - OTHER	0	0	0	0	0	0	0	0	0	0	0	0	0
MOTOR VEHICLE THEFT	0	0	0	0	0	0	0	0	0	0	0	0	0
BURGLARY FROM MOTOR VEHICLE	0	0	0	0	0	0	0	0	0	0	0	0	0
ARSON	0	0	0	0	0	0	0	0	0	0	0	0	0
DUI	1	0	0	0	0	0	0	0	0	0	0	0	1
ALCOHOL VIOLATIONS	0	0	0	0	0	0	0	0	0	0	0	0	0
DRUGS / NARCOTICS VIOLATIONS	0	1	0	0	0	0	0	1	1	0	0	0	3
DISORDERLY CONDUCT	0	0	0	0	0	0	0	1	0	0	0	0	1
TRAFFIC INCIDENT	0	4	1	3	0	0	0	2	0	0	0	1	11
VANDALISM	1	0	0	1	0	2	1	1	1	1	0	1	9
WEAPONS VIOLATION	0	0	0	0	0	0	0	0	0	0	0	0	0
ALL OTHER - NON-CRIMINAL	3	1	3	1	3	1	0	1	2	1	4	3	23
ALL OTHER - CRIMINAL	0	0	0	0	0	0	0	0	0	0	0	1	1
													GRAND TOTAL
TOTAL	9	8	8	5	6	5	6	7	5	5	6	8	78

NEW WINDSOR 2018 REPORTABLE OFFENSES

	JAN	FEB	MAR	APR	MAY	JUN	JUL	AUG	SEPT	OCT	NOV	DEC	TOTAL PER EVENT
HOMICIDE	0	0	0	0	0	0	0	0	0	0	0	0	0
ATTEMPTED HOMICIDE	0	0	0	0	0	0	0	0	0	0	0	0	0
DEATH INVESTIGATION	0	0	1	0	0	0	1	0	0	1	0	0	3
SEXUAL ASSAULT	0	0	0	0	0	0	0	0	0	0	0	0	0
SEXUAL OFFENSE - OTHER	0	0	0	0	0	1	0	0	0	0	0	0	1
ROBBERY - COMMERICAL	0	0	0	0	0	0	0	0	0	0	0	0	0
ROBBERY - INDIVIDUAL	0	0	0	0	0	0	0	0	0	1	0	1	2
AGGRAVATED ASSAULT	0	2	3	0	1	1	1	0	1	0	0	1	10
ASSAULT - OTHER	1	0	0	0	0	0	0	0	0	0	0	0	1
BURGLARY - COMMERCIAL	1	0	0	0	0	0	0	0	0	0	0	0	1
BURGLARY - RESIDENTIAL	0	0	0	0	0	0	1	0	0	0	0	0	1
THEFT	2	0	0	0	2	0	1	1	0	1	2	0	9
FRAUD	0	0	0	0	0	0	1	0	0	0	0	0	1
SHOPLIFTING	0	0	0	0	0	0	0	0	0	0	0	0	0
THEFT - OTHER	0	0	0	0	0	0	0	0	0	0	0	0	0
MOTOR VEHICLE THEFT	0	0	0	0	0	0	0	0	0	0	0	0	0
BURGLARY FROM MOTOR VEHICLE	0	0	0	0	0	0	0	0	0	0	0	0	0
ARSON	0	0	0	0	0	0	0	0	0	0	0	0	0
DUI	1	0	0	0	0	0	0	0	0	0	0	0	1
ALCOHOL VIOLATIONS	0	0	0	0	0	0	0	0	0	0	0	0	0
DRUGS / NARCOTICS VIOLATIONS	0	1	0	0	0	0	0	1	1	0	0	0	3
DISORDERLY CONDUCT	0	0	0	0	0	0	0	1	0	0	0	0	1
TRAFFIC INCIDENT	0	4	1	3	0	0	0	2	0	0	0	1	11
VANDALISM	1	0	0	1	0	2	1	1	1	1	0	1	9
WEAPONS VIOLATION	0	0	0	0	0	0	0	0	0	0	0	0	0
ALL OTHER - NON-CRIMINAL	3	1	3	1	3	1	0	1	2	1	4	3	23
ALL OTHER - CRIMINAL	0	0	0	0	0	0	0	0	0	0	0	1	1
													GRAND TOTAL
TOTAL	9	8	8	5	6	5	6	7	5	5	6	8	78

NEW WINDSOR 2018 REPORTABLE OFFENSES

	JAN	FEB	MAR	APR	MAY	JUN	JUL	AUG	SEPT	OCT	NOV	DEC	TOTAL PER EVENT
HOMICIDE	0	0	0	0	0	0	0	0	0	0	0	0	0
ATTEMPTED HOMICIDE	0	0	0	0	0	0	0	0	0	0	0	0	0
DEATH INVESTIGATION	0	0	1	0	0	0	1	0	0	1	0	0	3
SEXUAL ASSAULT	0	0	0	0	0	0	0	0	0	0	0	0	0
SEXUAL OFFENSE - OTHER	0	0	0	0	0	1	0	0	0	0	0	0	1
ROBBERY - COMMERICAL	0	0	0	0	0	0	0	0	0	0	0	0	0
ROBBERY - INDIVIDUAL	0	0	0	0	0	0	0	0	0	1	0	1	2
AGGRAVATED ASSAULT	0	2	3	0	1	1	1	0	1	0	0	1	10
ASSAULT - OTHER	1	0	0	0	0	0	0	0	0	0	0	0	1
BURGLARY - COMMERCIAL	1	0	0	0	0	0	0	0	0	0	0	0	1
BURGLARY - RESIDENTIAL	0	0	0	0	0	0	1	0	0	0	0	0	1
THEFT	2	0	0	0	2	0	1	1	0	1	2	0	9
FRAUD	0	0	0	0	0	0	1	0	0	0	0	0	1
SHOPLIFTING	0	0	0	0	0	0	0	0	0	0	0	0	0
THEFT - OTHER	0	0	0	0	0	0	0	0	0	0	0	0	0
MOTOR VEHICLE THEFT	0	0	0	0	0	0	0	0	0	0	0	0	0
BURGLARY FROM MOTOR VEHICLE	0	0	0	0	0	0	0	0	0	0	0	0	0
ARSON	0	0	0	0	0	0	0	0	0	0	0	0	0
DUI	1	0	0	0	0	0	0	0	0	0	0	0	1
ALCOHOL VIOLATIONS	0	0	0	0	0	0	0	0	0	0	0	0	0
DRUGS / NARCOTICS VIOLATIONS	0	1	0	0	0	0	0	1	1	0	0	0	3
DISORDERLY CONDUCT	0	0	0	0	0	0	0	1	0	0	0	0	1
TRAFFIC INCIDENT	0	4	1	3	0	0	0	2	0	0	0	1	11
VANDALISM	1	0	0	1	0	2	1	1	1	1	0	1	9
WEAPONS VIOLATION	0	0	0	0	0	0	0	0	0	0	0	0	0
ALL OTHER - NON-CRIMINAL	3	1	3	1	3	1	0	1	2	1	4	3	23
ALL OTHER - CRIMINAL	0	0	0	0	0	0	0	0	0	0	0	1	1
													GRAND TOTAL
TOTAL	9	8	8	5	6	5	6	7	5	5	6	8	78

ALL OTHER – NON CRIMINAL OFFENSES INCLUDE.....

EMERGENCY PETITION

- MENTAL HEALTH EMERGENCY

OVERDOSE

- UNINTENTIONAL
- GOOD SAMARITAN LAW

POLICE INFORMATION

- SUSPICIOUS CONDITION

COUNTY ORDINANCE VIOLATION

WEAPON DISCHARGE

- EUTHANIZE INJURED ANIMAL

VEHICLE PURSUIT

FOUND PROPERTY

- RECOVERED PROPERTY

K9 DEPLOYMENT

- K9 TRACK / SCAN

VERBAL DOMESTIC

ASSIST SICK INJURED

VEHICLE SEARCH

- PROBABLE CAUSE SEARCH

ASSIST FIRE

- FORCE ENTRY



NEW WINDSOR 2018 REPORTABLE OFFENSES

	JAN	FEB	MAR	APR	MAY	JUN	JUL	AUG	SEPT	OCT	NOV	DEC	TOTAL PER EVENT
HOMICIDE	0	0	0	0	0	0	0	0	0	0	0	0	0
ATTEMPTED HOMICIDE	0	0	0	0	0	0	0	0	0	0	0	0	0
DEATH INVESTIGATION	0	0	1	0	0	0	1	0	0	1	0	0	3
SEXUAL ASSAULT	0	0	0	0	0	0	0	0	0	0	0	0	0
SEXUAL OFFENSE - OTHER	0	0	0	0	0	1	0	0	0	0	0	0	1
ROBBERY - COMMERICAL	0	0	0	0	0	0	0	0	0	0	0	0	0
ROBBERY - INDIVIDUAL	0	0	0	0	0	0	0	0	0	1	0	1	2
AGGRAVATED ASSAULT	0	2	3	0	1	1	1	0	1	0	0	1	10
ASSAULT - OTHER	1	0	0	0	0	0	0	0	0	0	0	0	1
BURGLARY - COMMERCIAL	1	0	0	0	0	0	0	0	0	0	0	0	1
BURGLARY - RESIDENTIAL	0	0	0	0	0	0	1	0	0	0	0	0	1
THEFT	2	0	0	0	2	0	1	1	0	1	2	0	9
FRAUD	0	0	0	0	0	0	1	0	0	0	0	0	1
SHOPLIFTING	0	0	0	0	0	0	0	0	0	0	0	0	0
THEFT - OTHER	0	0	0	0	0	0	0	0	0	0	0	0	0
MOTOR VEHICLE THEFT	0	0	0	0	0	0	0	0	0	0	0	0	0
BURGLARY FROM MOTOR VEHICLE	0	0	0	0	0	0	0	0	0	0	0	0	0
ARSON	0	0	0	0	0	0	0	0	0	0	0	0	0
DUI	1	0	0	0	0	0	0	0	0	0	0	0	1
ALCOHOL VIOLATIONS	0	0	0	0	0	0	0	0	0	0	0	0	0
DRUGS / NARCOTICS VIOLATIONS	0	1	0	0	0	0	0	1	1	0	0	0	3
DISORDERLY CONDUCT	0	0	0	0	0	0	0	1	0	0	0	0	1
TRAFFIC INCIDENT	0	4	1	3	0	0	0	2	0	0	0	1	11
VANDALISM	1	0	0	1	0	2	1	1	1	1	0	1	9
WEAPONS VIOLATION	0	0	0	0	0	0	0	0	0	0	0	0	0
ALL OTHER - NON-CRIMINAL	3	1	3	1	3	1	0	1	2	1	4	3	23
ALL OTHER - CRIMINAL	0	0	0	0	0	0	0	0	0	0	0	1	1
													GRAND TOTAL
TOTAL	9	8	8	5	6	5	6	7	5	5	6	8	78

TRAFFIC INCIDENT OFFENSES INCLUDE.....



VEHICLE:

- **UNREGISTERED VEHICLE**
- **UNINSURED VEHICLE**

DRIVER'S LICENSE:

- **DRIVING WITHOUT A LICENSE**
- **DRIVING ON A REVOKED LICENSE**
- **DRIVING ON A SUSPENDED LICENSE**

NEW WINDSOR 2018 REPORTABLE OFFENSES

	JAN	FEB	MAR	APR	MAY	JUN	JUL	AUG	SEPT	OCT	NOV	DEC	TOTAL PER EVENT
HOMICIDE	0	0	0	0	0	0	0	0	0	0	0	0	0
ATTEMPTED HOMICIDE	0	0	0	0	0	0	0	0	0	0	0	0	0
DEATH INVESTIGATION	0	0	1	0	0	0	1	0	0	1	0	0	3
SEXUAL ASSAULT	0	0	0	0	0	0	0	0	0	0	0	0	0
SEXUAL OFFENSE - OTHER	0	0	0	0	0	1	0	0	0	0	0	0	1
ROBBERY - COMMERICAL	0	0	0	0	0	0	0	0	0	0	0	0	0
ROBBERY - INDIVIDUAL	0	0	0	0	0	0	0	0	0	1	0	1	2
AGGRAVATED ASSAULT	0	2	3	0	1	1	1	0	1	0	0	1	10
ASSAULT - OTHER	1	0	0	0	0	0	0	0	0	0	0	0	1
BURGLARY - COMMERCIAL	1	0	0	0	0	0	0	0	0	0	0	0	1
BURGLARY - RESIDENTIAL	0	0	0	0	0	0	1	0	0	0	0	0	1
THEFT	2	0	0	0	2	0	1	1	0	1	2	0	9
FRAUD	0	0	0	0	0	0	1	0	0	0	0	0	1
SHOPLIFTING	0	0	0	0	0	0	0	0	0	0	0	0	0
THEFT - OTHER	0	0	0	0	0	0	0	0	0	0	0	0	0
MOTOR VEHICLE THEFT	0	0	0	0	0	0	0	0	0	0	0	0	0
BURGLARY FROM MOTOR VEHICLE	0	0	0	0	0	0	0	0	0	0	0	0	0
ARSON	0	0	0	0	0	0	0	0	0	0	0	0	0
DUI	1	0	0	0	0	0	0	0	0	0	0	0	1
ALCOHOL VIOLATIONS	0	0	0	0	0	0	0	0	0	0	0	0	0
DRUGS / NARCOTICS VIOLATIONS	0	1	0	0	0	0	0	1	1	0	0	0	3
DISORDERLY CONDUCT	0	0	0	0	0	0	0	1	0	0	0	0	1
TRAFFIC INCIDENT	0	4	1	3	0	0	0	2	0	0	0	1	11
VANDALISM	1	0	0	1	0	2	1	1	1	1	0	1	9
WEAPONS VIOLATION	0	0	0	0	0	0	0	0	0	0	0	0	0
ALL OTHER - NON-CRIMINAL	3	1	3	1	3	1	0	1	2	1	4	3	23
ALL OTHER - CRIMINAL	0	0	0	0	0	0	0	0	0	0	0	1	1
													GRAND TOTAL
TOTAL	9	8	8	5	6	5	6	7	5	5	6	8	78

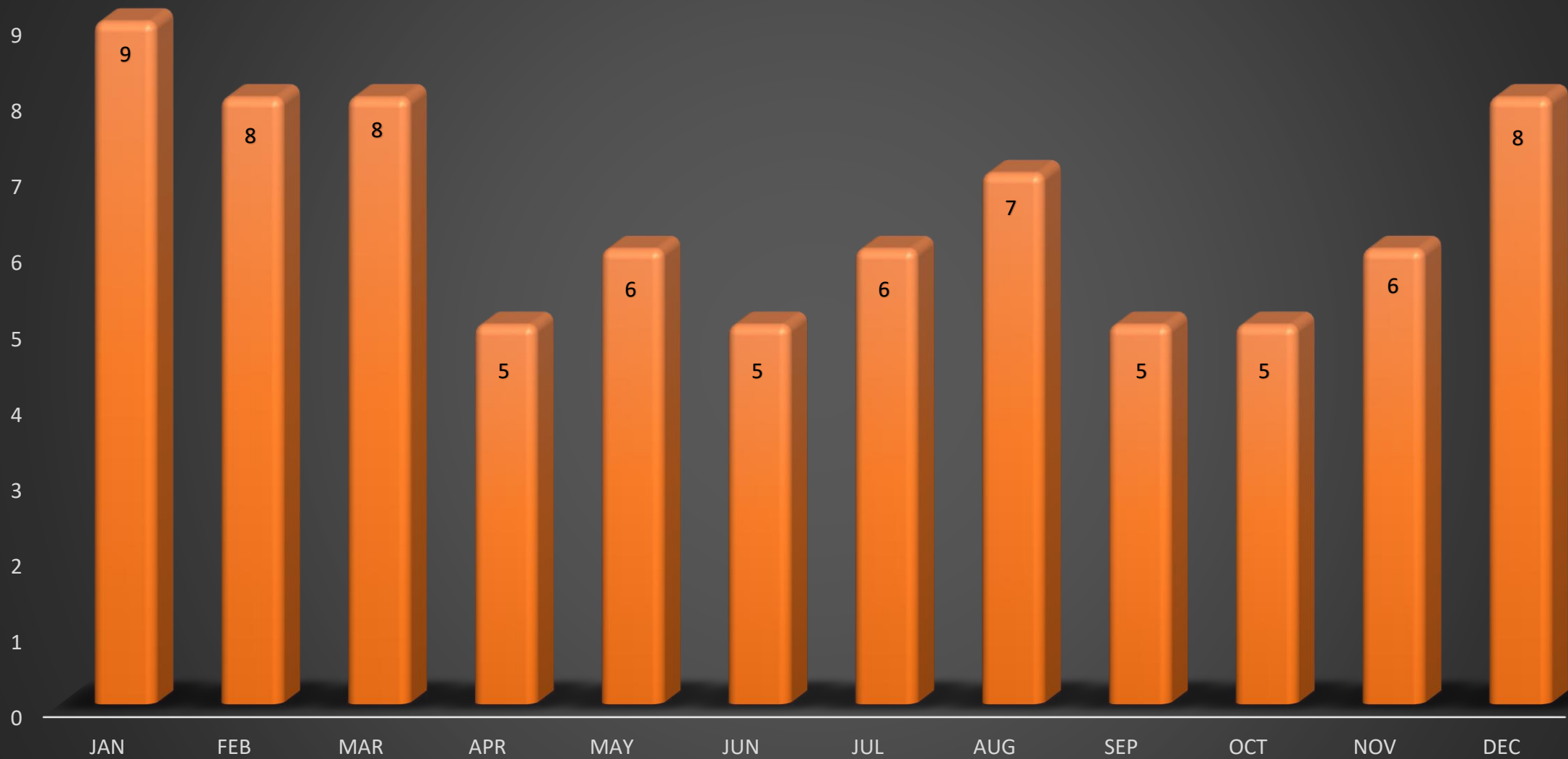
NEW WINDSOR 2018 REPORTABLE OFFENSES

	JAN	FEB	MAR	APR	MAY	JUN	JUL	AUG	SEPT	OCT	NOV	DEC	TOTAL PER EVENT
HOMICIDE	0	0	0	0	0	0	0	0	0	0	0	0	0
ATTEMPTED HOMICIDE	0	0	0	0	0	0	0	0	0	0	0	0	0
DEATH INVESTIGATION	0	0	1	0	0	0	1	0	0	1	0	0	3
SEXUAL ASSAULT	0	0	0	0	0	0	0	0	0	0	0	0	0
SEXUAL OFFENSE - OTHER	0	0	0	0	0	1	0	0	0	0	0	0	1
ROBBERY - COMMERICAL	0	0	0	0	0	0	0	0	0	0	0	0	0
ROBBERY - INDIVIDUAL	0	0	0	0	0	0	0	0	0	1	0	1	2
AGGRAVATED ASSAULT	0	2	3	0	1	1	1	0	1	0	0	1	10
ASSAULT - OTHER	1	0	0	0	0	0	0	0	0	0	0	0	1
BURGLARY - COMMERCIAL	1	0	0	0	0	0	0	0	0	0	0	0	1
BURGLARY - RESIDENTIAL	0	0	0	0	0	0	1	0	0	0	0	0	1
THEFT	2	0	0	0	2	0	1	1	0	1	2	0	9
FRAUD	0	0	0	0	0	0	1	0	0	0	0	0	1
SHOPLIFTING	0	0	0	0	0	0	0	0	0	0	0	0	0
THEFT - OTHER	0	0	0	0	0	0	0	0	0	0	0	0	0
MOTOR VEHICLE THEFT	0	0	0	0	0	0	0	0	0	0	0	0	0
BURGLARY FROM MOTOR VEHICLE	0	0	0	0	0	0	0	0	0	0	0	0	0
ARSON	0	0	0	0	0	0	0	0	0	0	0	0	0
DUI	1	0	0	0	0	0	0	0	0	0	0	0	1
ALCOHOL VIOLATIONS	0	0	0	0	0	0	0	0	0	0	0	0	0
DRUGS / NARCOTICS VIOLATIONS	0	1	0	0	0	0	0	1	1	0	0	0	3
DISORDERLY CONDUCT	0	0	0	0	0	0	0	1	0	0	0	0	1
TRAFFIC INCIDENT	0	4	1	3	0	0	0	2	0	0	0	1	11
VANDALISM	1	0	0	1	0	2	1	1	1	1	0	1	9
WEAPONS VIOLATION	0	0	0	0	0	0	0	0	0	0	0	0	0
ALL OTHER - NON-CRIMINAL	3	1	3	1	3	1	0	1	2	1	4	3	23
ALL OTHER - CRIMINAL	0	0	0	0	0	0	0	0	0	0	0	1	1
													GRAND TOTAL
TOTAL	9	8	8	5	6	5	6	7	5	5	6	8	78

NEW WINDSOR 2018 REPORTABLE OFFENSES

	JAN	FEB	MAR	APR	MAY	JUN	JUL	AUG	SEPT	OCT	NOV	DEC	TOTAL PER EVENT
HOMICIDE	0	0	0	0	0	0	0	0	0	0	0	0	0
ATTEMPTED HOMICIDE	0	0	0	0	0	0	0	0	0	0	0	0	0
DEATH INVESTIGATION	0	0	1	0	0	0	1	0	0	1	0	0	3
SEXUAL ASSAULT	0	0	0	0	0	0	0	0	0	0	0	0	0
SEXUAL OFFENSE - OTHER	0	0	0	0	0	1	0	0	0	0	0	0	1
ROBBERY - COMMERICAL	0	0	0	0	0	0	0	0	0	0	0	0	0
ROBBERY - INDIVIDUAL	0	0	0	0	0	0	0	0	0	1	0	1	2
AGGRAVATED ASSAULT	0	2	3	0	1	1	1	0	1	0	0	1	10
ASSAULT - OTHER	1	0	0	0	0	0	0	0	0	0	0	0	1
BURGLARY - COMMERCIAL	1	0	0	0	0	0	0	0	0	0	0	0	1
BURGLARY - RESIDENTIAL	0	0	0	0	0	0	1	0	0	0	0	0	1
THEFT	2	0	0	0	2	0	1	1	0	1	2	0	9
FRAUD	0	0	0	0	0	0	1	0	0	0	0	0	1
SHOPLIFTING	0	0	0	0	0	0	0	0	0	0	0	0	0
THEFT - OTHER	0	0	0	0	0	0	0	0	0	0	0	0	0
MOTOR VEHICLE THEFT	0	0	0	0	0	0	0	0	0	0	0	0	0
BURGLARY FROM MOTOR VEHICLE	0	0	0	0	0	0	0	0	0	0	0	0	0
ARSON	0	0	0	0	0	0	0	0	0	0	0	0	0
DUI	1	0	0	0	0	0	0	0	0	0	0	0	1
ALCOHOL VIOLATIONS	0	0	0	0	0	0	0	0	0	0	0	0	0
DRUGS / NARCOTICS VIOLATIONS	0	1	0	0	0	0	0	1	1	0	0	0	3
DISORDERLY CONDUCT	0	0	0	0	0	0	0	1	0	0	0	0	1
TRAFFIC INCIDENT	0	4	1	3	0	0	0	2	0	0	0	1	11
VANDALISM	1	0	0	1	0	2	1	1	1	1	0	1	9
WEAPONS VIOLATION	0	0	0	0	0	0	0	0	0	0	0	0	0
ALL OTHER - NON-CRIMINAL	3	1	3	1	3	1	0	1	2	1	4	3	23
ALL OTHER - CRIMINAL	0	0	0	0	0	0	0	0	0	0	0	1	1
													GRAND TOTAL
TOTAL	9	8	8	5	6	5	6	7	5	5	6	8	78

2018 REPORTABLE OFFENSES MONTHLY BREAK DOWN



YEARLY REPORTABLE OFFENSES COMPARISON

YEAR	REPORTABLE EVENTS
2018	78
2017	41
2016	53

YEARLY REPORTABLE OFFENSES COMPARISON



YEAR	REPORTABLE EVENTS
2018	78
2017	41
2016	53

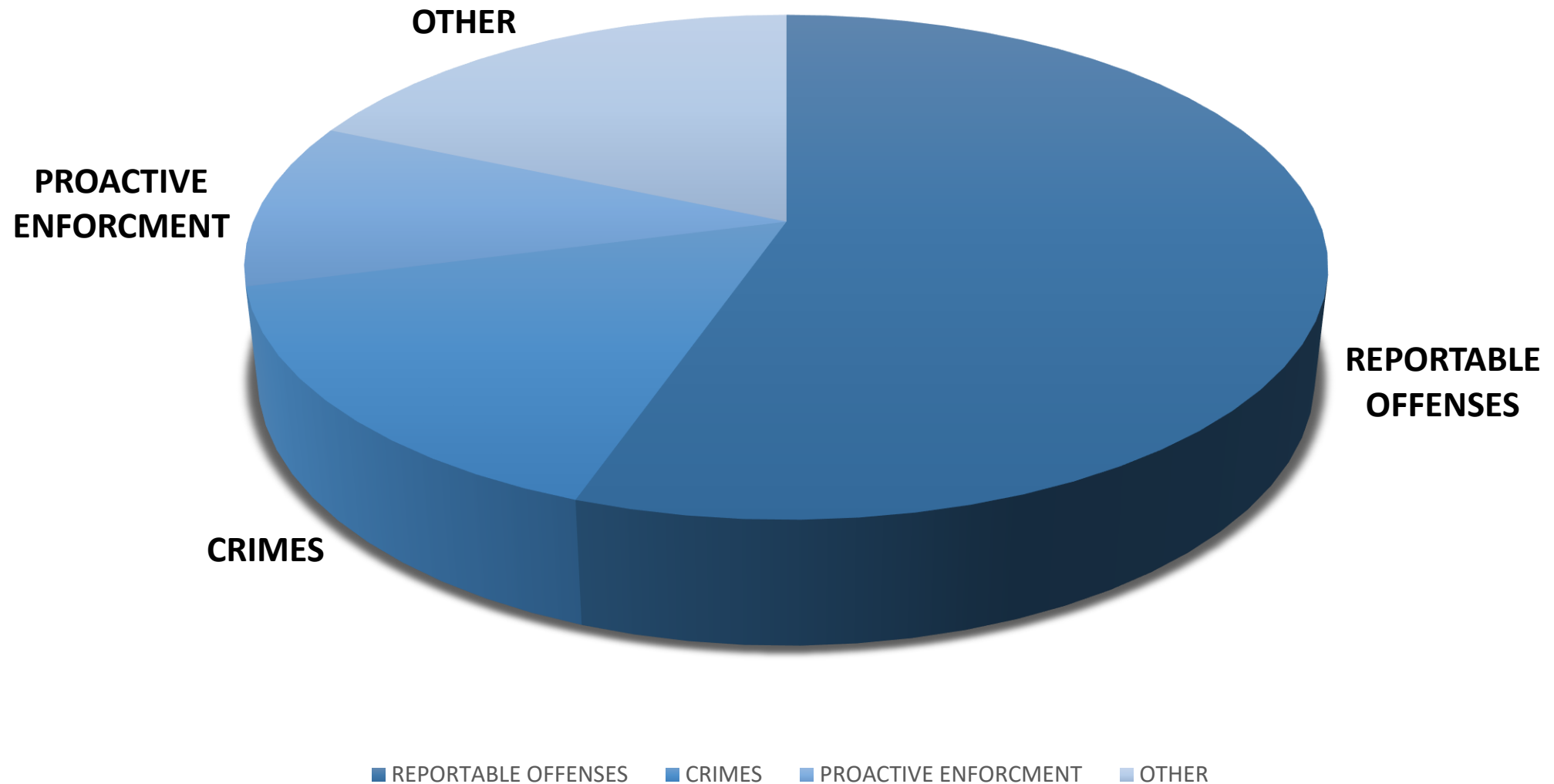
YEARLY REPORTABLE OFFENSES COMPARISON



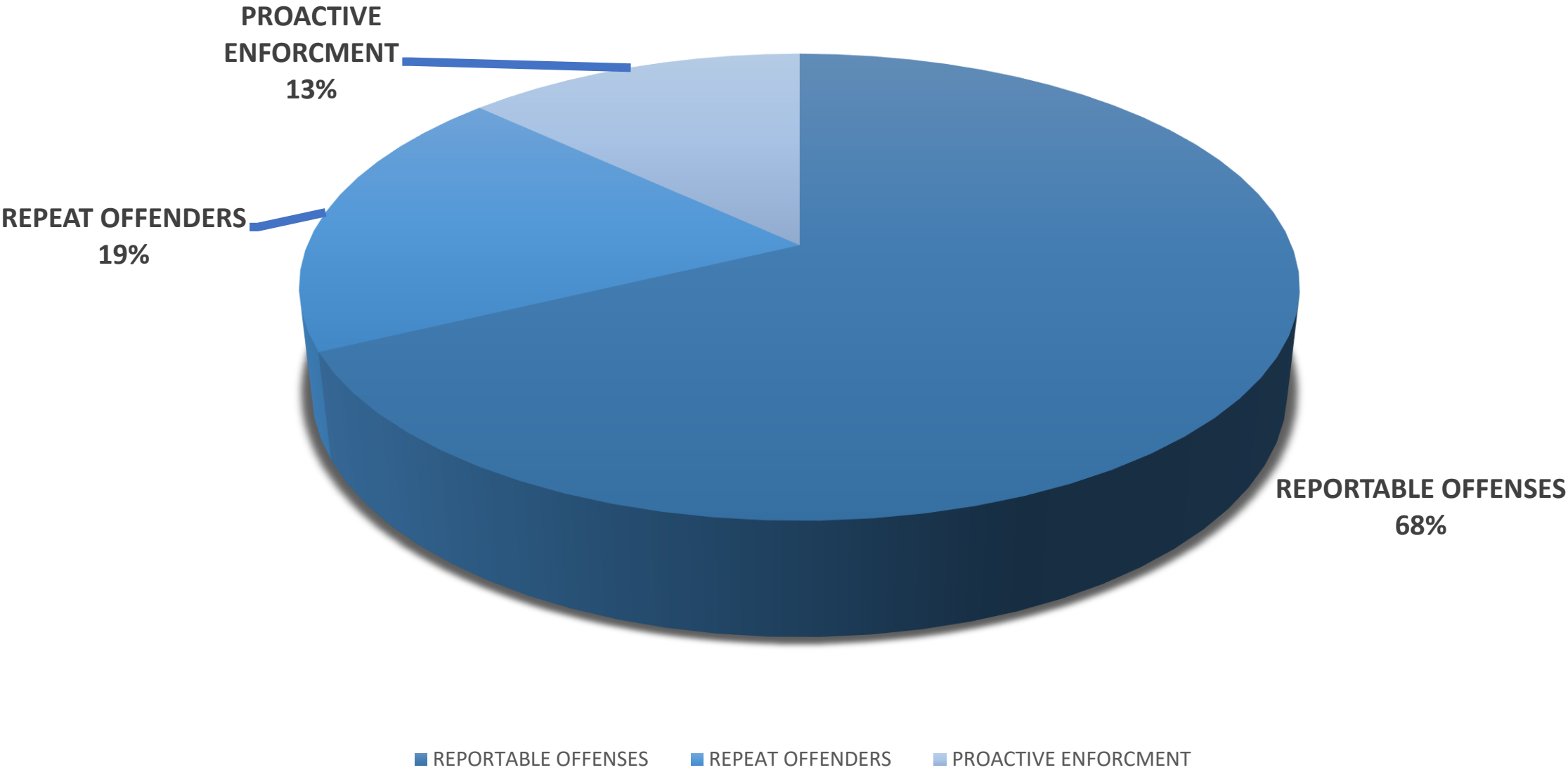
YEAR	REPORTABLE EVENTS
2018	78
2017	41
2016	53

HOWEVER NOT A BAD THING AS SOME REPORTABLE OFFENSES WERE A RESULT OF BEING PROACTIVE!!

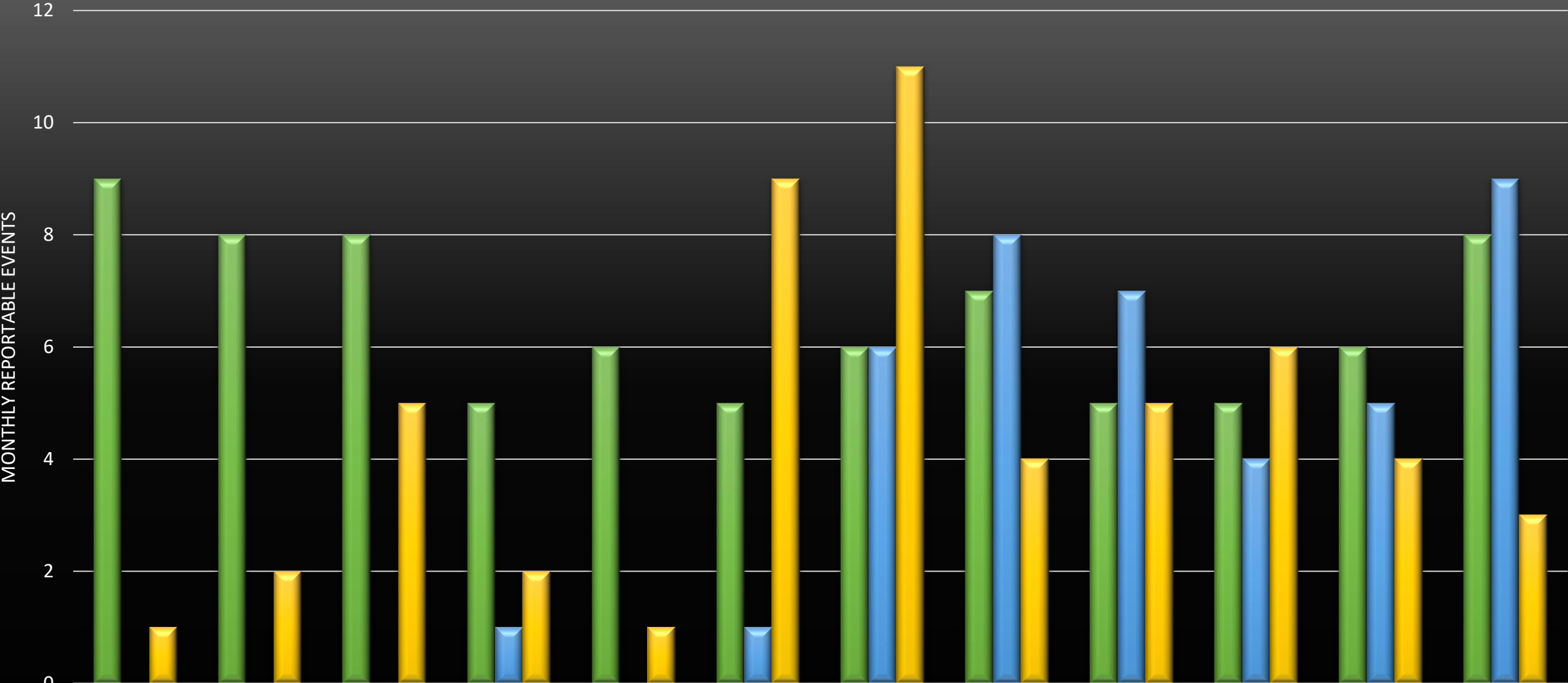
2018 REPORTABLE OFFENSES BREAKS DOWN



2018 REPORTABLE OFFENSES REPEAT OFFENDERS

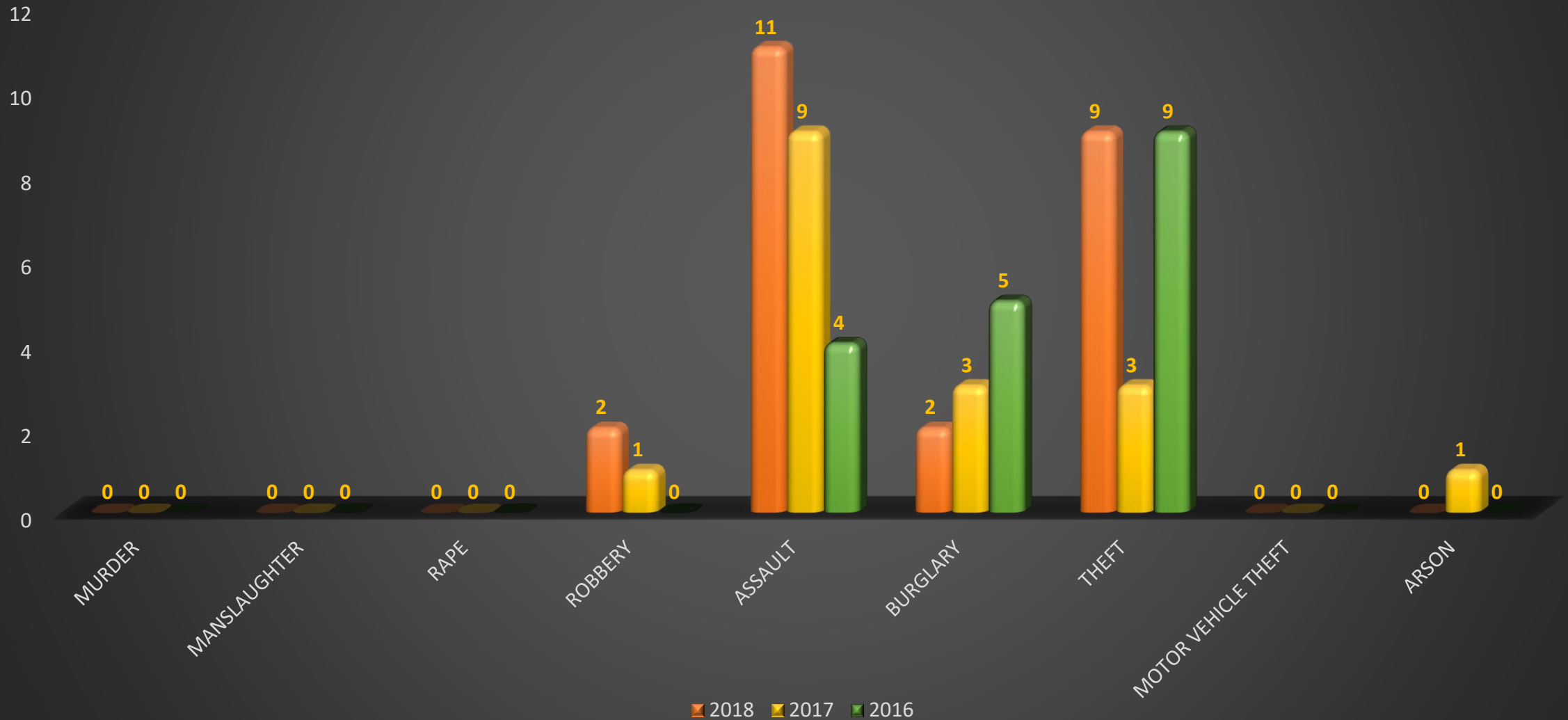


REPORTABLE OFFENSES YEARLY COMPARISON PER MONTH



	JAN	FEB	MAR	APR	MAY	JUN	JUL	AUG	SEP	OCT	NOV	DEC
2018	9	8	8	5	6	5	6	7	5	5	6	8
2017	0	0	0	1	0	1	6	8	7	4	5	9
2016	1	2	5	2	1	9	11	4	5	6	4	3

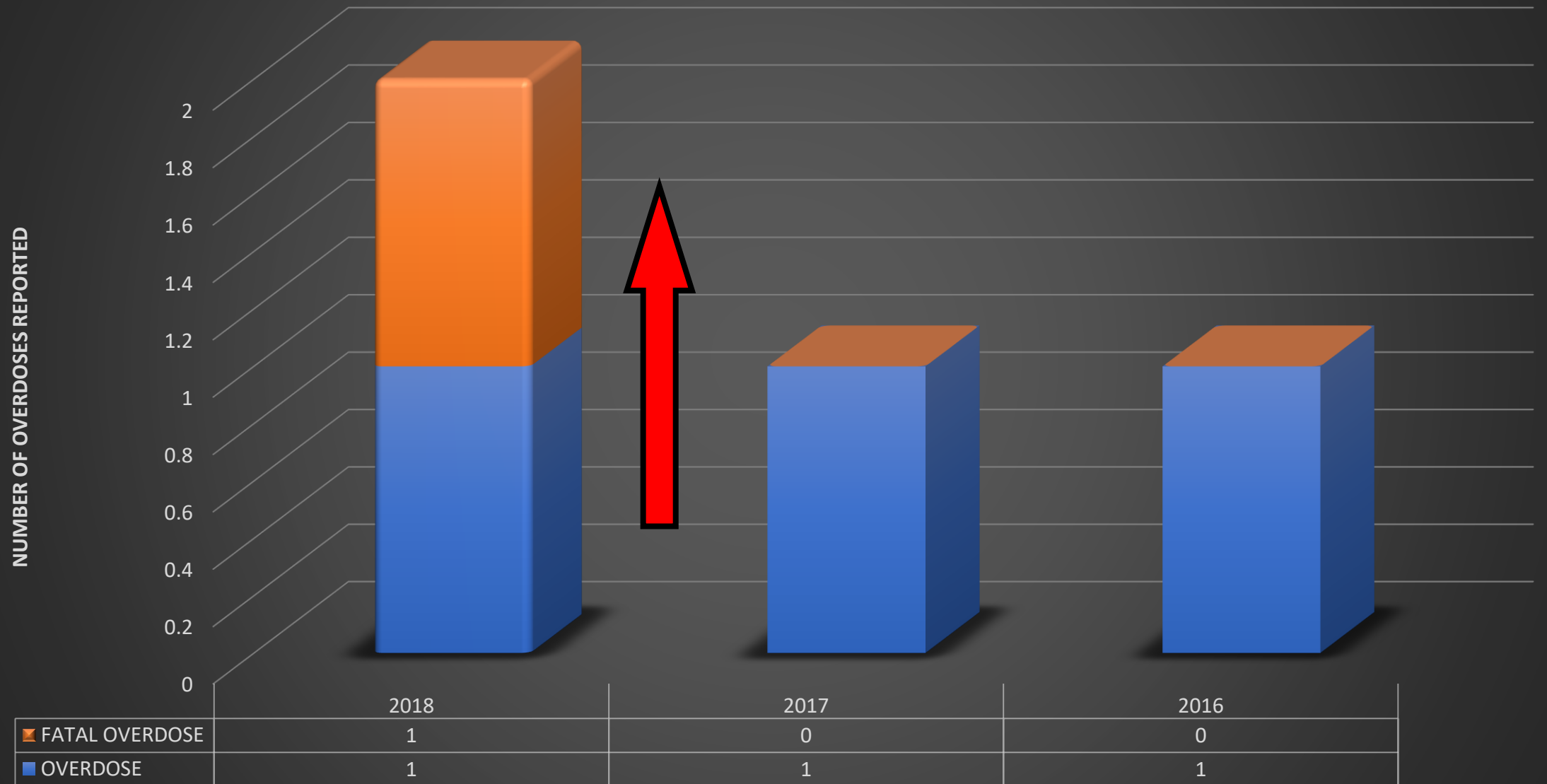
UNIFORM CRIME REPORTING (UCR) YEARLY COMPARISON



DRUG COMPARISON



DRUG OVERDOSE YEARLY COMPARISON



Overdose Investigative Summary Report

2018 YTD STATS

Report Date: 12/1/2018

Report by: Christine Garvin, Crime Analyst

		<u>Method of Overdose</u>		<u>CCSO & MSP Patrol Areas</u>		<u>Age of Victim</u>	
Total Cases	473	<u>Heroin***</u>	196 41%	P-1	11 2%	0-18	20 4%
Suicides	2 0%	<u>Fentanyl***</u>	37 8%	P-2	26 5%	19-24	67 14%
Suicide Attempts	75 16%	Other CDS	59 12%	P-3	16 3%	25-34	177 37%
Accidental OD	344 73%	Prescription Meds	79 17%	P-4	39 8%	35-44	97 21%
Undetermined	52 11%	Alcohol Abuse	8 2%	P-5	49 10%	45-54	68 14%
		Over Counter Meds	10 2%	P-6	17 4%	55+	43 9%
		Drug/Method Unknown	78 16%	P-7	11 2%	UNK	1 0%
		Pending OMCE Report	6 1%	P-8	24 5%		
				P-9	38 8%		
Total Fatalities	67	Fatalities by Presc. Drugs	4 6%				
Suicide	2 3%	Fatalities by Heroin***	12 18%	<u>Jurisdiction</u>		<u>Naloxone Administered by LEO</u>	
Accidental OD	24 36%	Fatalities by Fentanyl***	32 48%	Hampstead	12 3%	# Administered:	56
Undetermined	41 61%	Fatalities by other CDS	9 13%	Manchester	7 1%		
		Other Substance/Unknown	10 15%	Sykesville	3 1%	<u>Fentanyl Intoxication</u>	
				Taneytown	27 6%	Per OCME/Lab Results:	46
				Westminster	175 37%		
				Mt Airy	18 4%		

***If method of overdose/fatality method is heroin AND fentanyl, counted as heroin for stats

Completed by the Carroll County Crime Analysis Unit

For questions, comments, suggestions, please call


410-386-2576

Overdose Investigative Summary Report

2018 YTD STATS

Report Date: 12/1/2018

Report by: Christine Garvin, Crime Analyst



			<u>Method of Overdose</u>			<u>CCSO & MSP Patrol Areas</u>			<u>Age of Victim</u>		
Total Cases	473		<u>Heroin***</u>	196	41%	P-1	11	2%	0-18	20	4%
Suicides	2	0%	<u>Fentanyl***</u>	37	8%	P-2	26	5%	19-24	67	14%
Suicide Attempts	75	16%	Other CDS	59	12%	P-3	16	3%	25-34	177	37%
Accidental OD	344	73%	Prescription Meds	79	17%	P-4	39	8%	35-44	97	21%
Undetermined	52	11%	Alcohol Abuse	8	2%	P-5	49	10%	45-54	68	14%
			Over Counter Meds	10	2%	P-6	17	4%	55+	43	9%
			Drug/Method Unknown	78	16%	P-7	11	2%	UNK	1	0%
			Pending OMCE Report	6	1%	P-8	24	5%			
						P-9	38	8%			
Total Fatalities	67		Fatalities by Presc. Drugs	4	6%						
Suicide	2	3%	Fatalities by Heroin***	12	18%	<u>Jurisdiction</u>			<u>Naloxone Administered by LEO</u>		
Accidental OD	24	36%	Fatalities by Fentanyl***	32	48%	Hampstead	12	3%	# Administered:	56	
Undetermined	41	61%	Fatalities by other CDS	9	13%	Manchester	7	1%			
			Other Substance/Unknown	10	15%	Sykesville	3	1%	<u>Fentanyl Intoxication</u>		
						Taneytown	27	6%	Per OCME/Lab Results:	46	
						Westminster	175	37%			
						Mt Airy	18	4%			

***If method of overdose/fatality method is heroin AND fentanyl, counted as heroin for stats

Completed by the Carroll County Crime Analysis Unit

For questions, comments, suggestions, please call

410-386-2576

Overdose Investigative Summary Report

2018 YTD STATS

Report Date: 12/1/2018

Report by: Christine Garvin, Crime Analyst

			<u>Method of Overdose</u>		<u>CCSO & MSP Patrol Areas</u>			<u>Age of Victim</u>		
Total Cases	473		<u>Heroin***</u>	196 41%	P-1	11	2%	0-18	20	4%
Suicides	2	0%	<u>Fentanyl***</u>	37 8%	P-2	26	5%	19-24	67	14%
Suicide Attempts	75	16%	Other CDS	59 12%	P-3	16	3%	25-34	177	37%
Accidental OD	344	73%	Prescription Meds	79 17%	P-4	39	8%	35-44	97	21%
Undetermined	52	11%	Alcohol Abuse	8 2%	P-5	49	10%	45-54	68	14%
			Over Counter Meds	10 2%	P-6	17	4%	55+	43	9%
			Drug/Method Unknown	78 16%	P-7	11	2%	UNK	1	0%
			Pending OMCE Report	6 1%	P-8	24	5%			
					P-9	38	8%			
Total Fatalities	67		Fatalities by Presc. Drugs	4 6%	<u>Jurisdiction</u>			<u>Naloxone Administered by LEO</u>		
Suicide	2	3%	Fatalities by Heroin***	12 18%	Hampstead	12	3%	# Administered:	56	
Accidental OD	24	36%	Fatalities by Fentanyl***	32 48%	Manchester	7	1%	<u>Fentanyl Intoxication</u>		
Undetermined	41	61%	Fatalities by other CDS	9 13%	Sykesville	3	1%	Per OCME/Lab Results:	46	
			Other Substance/Unknown	10 15%	Taneytown	27	6%			
					Westminster	175	37%			
					Mt Airy	18	4%			

***If method of overdose/fatality method is heroin AND fentanyl, counted as heroin for stats

Completed by the Carroll County Crime Analysis Unit

For questions, comments, suggestions, please call

410-386-2576

Overdose Investigative Summary Report

2018 YTD STATS

Report Date: 12/1/2018

Report by: Christine Garvin, Crime Analyst

Method of Overdose					CCSO & MSP Patrol Areas			Age of Victim			
Total Cases	473		Heroin***	196	41%	P-1	11	2%	0-18	20	4%
Suicides	2	0%	Fentanyl***	37	8%	P-2	26	5%	19-24	67	14%
Suicide Attempts	75	16%	Other CDS	59	12%	P-3	16	3%	25-34	177	37%
Accidental OD	344	73%	Prescription Meds	79	17%	P-4	39	8%	35-44	97	21%
Undetermined	52	11%	Alcohol Abuse	8	2%	P-5	49	10%	45-54	68	14%
			Over Counter Meds	10	2%	P-6	17	4%	55+	43	9%
			Drug/Method Unknown	78	16%	P-7	11	2%	UNK	1	0%
			Pending OMCE Report	6	1%	P-8	24	5%			
						P-9	38	8%			
Total Fatalities	67		Fatalities by Presc. Drugs	4	6%						
Suicide	2	3%	Fatalities by Heroin***	12	18%	Jurisdiction			Naloxone Administered by LEO		
Accidental OD	24	36%	Fatalities by Fentanyl***	32	48%	Hampstead	12	3%	# Administered: 56		
Undetermined	41	61%	Fatalities by other CDS	9	13%	Manchester	7	1%			
			Other Substance/Unknown	10	15%	Sykesville	3	1%	Fentanyl Intoxication		
						Taneytown	27	6%	Per OCME/Lab Results: 46		
						Westminster	175	37%			
						Mt Airy	18	4%			
***If method of overdose/fatality method is heroin AND fentanyl, counted as heroin for stats											

***If method of overdose/fatality method is heroin AND fentanyl, counted as heroin for stats

Completed by the Carroll County Crime Analysis Unit

For questions, comments, suggestions, please call

410-386-2576

Overdose Investigative Summary Report

2018 YTD STATS

Report Date: 12/1/2018

Report by: Christine Garvin, Crime Analyst

		<u>Method of Overdose</u>		<u>CCSO & MSP Patrol Areas</u>		<u>Age of Victim</u>	
Total Cases	473	<u>Heroin***</u>	196 41%	P-1	11 2%	0-18	20 4%
Suicides	2 0%	<u>Fentanyl***</u>	37 8%	P-2	26 5%	19-24	67 14%
Suicide Attempts	75 16%	Other CDS	59 12%	P-3	16 3%	25-34	177 37%
Accidental OD	344 73%	Prescription Meds	79 17%	P-4	39 8%	35-44	97 21%
Undetermined	52 11%	Alcohol Abuse	8 2%	P-5	49 10%	45-54	68 14%
		Over Counter Meds	10 2%	P-6	17 4%	55+	43 9%
		Drug/Method Unknown	78 16%	P-7	11 2%	UNK	1 0%
		Pending OMCE Report	6 1%	P-8	24 5%		
				P-9	38 8%		
Total Fatalities	67	Fatalities by Presc. Drugs	4 6%				
Suicide	2 3%	Fatalities by Heroin***	12 18%	<u>Jurisdiction</u>		<u>Naloxone Administered by LEO</u>	
Accidental OD	24 36%	Fatalities by Fentanyl***	32 48%	Hampstead	12 3%	# Administered:	56
Undetermined	41 61%	Fatalities by other CDS	9 13%	Manchester	7 1%		
		Other Substance/Unknown	10 15%	Sykesville	3 1%		
				Taneytown	27 6%	<u>Fentanyl Intoxication</u>	
				Westminster	175 37%	Per OCME/Lab Results:	46
				Mt Airy	18 4%		

***If method of overdose/fatality method is heroin AND fentanyl, counted as heroin for stats

Completed by the Carroll County Crime Analysis Unit

For questions, comments, suggestions, please call

410-386-2576

Overdose Investigative Summary Report

2018 YTD STATS

Report Date: 12/1/2018

Report by: Christine Garvin, Crime Analyst

			<u>Method of Overdose</u>			<u>CCSO & MSP Patrol Areas</u>			<u>Age of Victim</u>		
Total Cases	473		<u>Heroin***</u>	196	41%	P-1	11	2%	0-18	20	4%
Suicides	2	0%	<u>Fentanyl***</u>	37	8%	P-2	26	5%	19-24	67	14%
Suicide Attempts	75	16%	Other CDS	59	12%	P-3	16	3%	25-34	177	37%
Accidental OD	344	73%	Prescription Meds	79	17%	P-4	39	8%	35-44	97	21%
Undetermined	52	11%	Alcohol Abuse	8	2%	P-5	49	10%	45-54	68	14%
			Over Counter Meds	10	2%	P-6	17	4%	55+	43	9%
			Drug/Method Unknown	78	16%	P-7	11	2%	UNK	1	0%
			Pending OMCE Report	6	1%	P-8	24	5%			
						P-9	38	8%			
Total Fatalities	67		Fatalities by Presc. Drugs	4	6%						
Suicide	2	3%	Fatalities by Heroin***	12	18%	<u>Jurisdiction</u>			<u>Naloxone Administered by LEO</u>		
Accidental OD	24	36%	Fatalities by Fentanyl***	32	48%	Hampstead	12	3%	# Administered:	56	
Undetermined	41	61%	Fatalities by other CDS	9	13%	Manchester	7	1%			
			Other Substance/Unknown	10	15%	Sykesville	3	1%	<u>Fentanyl Intoxication</u>		
						Taneytown	27	6%	Per OCME/Lab Results:	46	
						Westminster	175	37%			
						Mt Airy	18	4%			

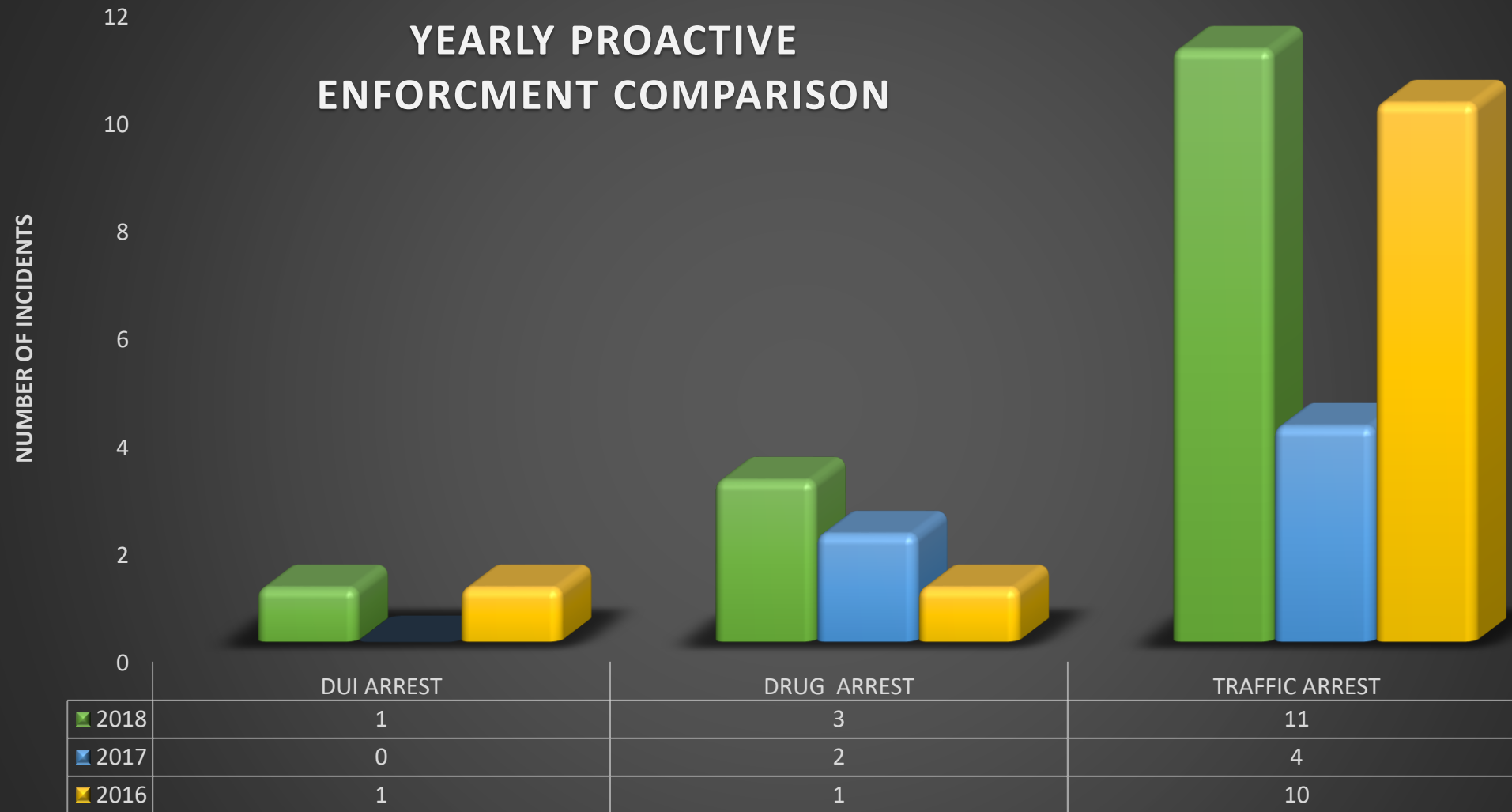
***If method of overdose/fatality method is heroin AND fentanyl, counted as heroin for stats

Completed by the Carroll County Crime Analysis Unit

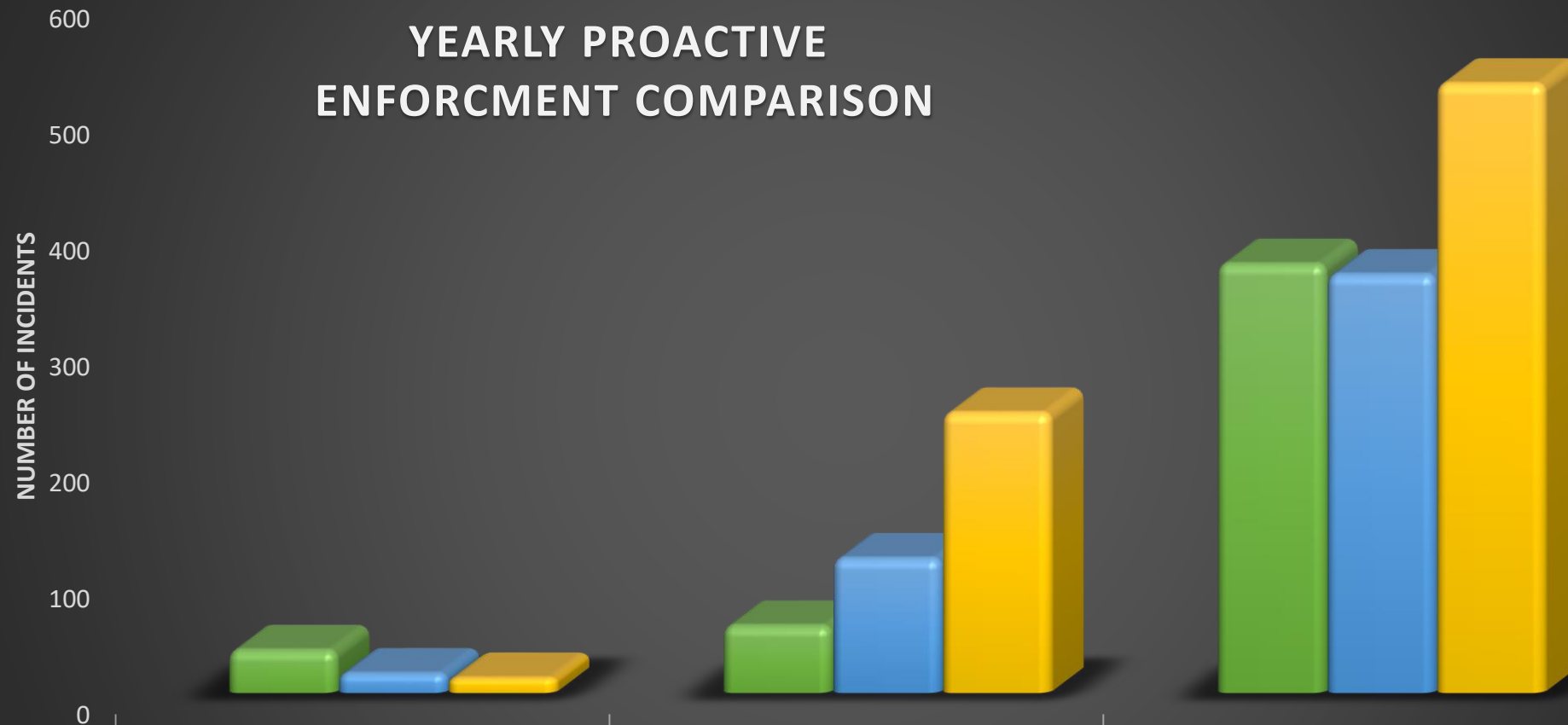
For questions, comments, suggestions, please call

410-386-2576

YEARLY PROACTIVE ENFORCEMENT COMPARISON

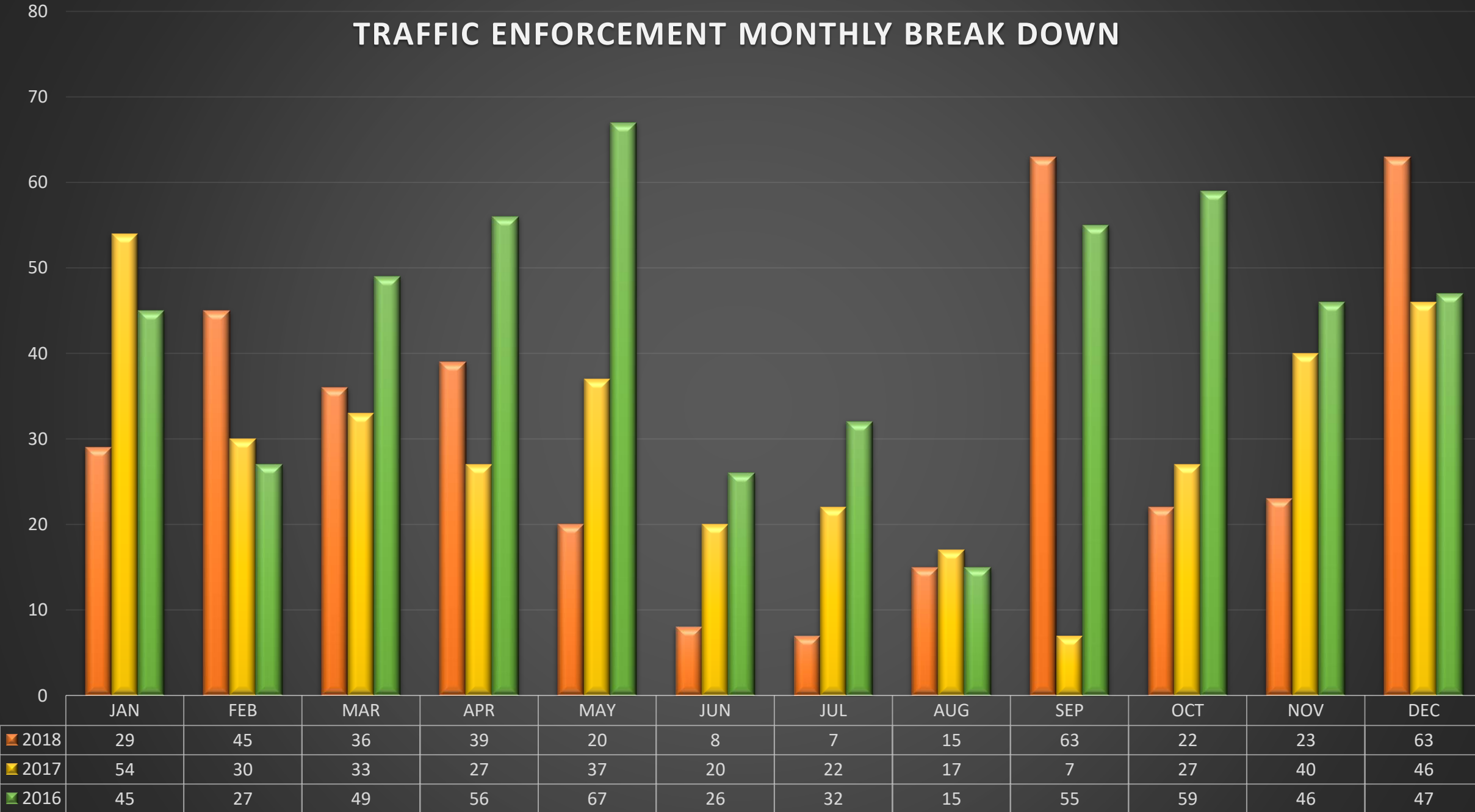


YEARLY PROACTIVE ENFORCEMENT COMPARISON



	SELECTIVE ENFORCEMENT	PROPERTY CHECKS	TRAFFIC ENFORCEMENT
2018	37	58	369
2017	17	116	360
2016	13	241	524

TRAFFIC ENFORCEMENT MONTHLY BREAK DOWN



**IS MY “CITATION ONLY”
TRAFFIC ENFORCEMENT
APPROACH WORKING?**



TRAFFIC ACCIDENT BREAK DOWN



**WHAT WAS THE TOTAL AMOUNT OF
DRUGS SEIZED FROM TRAFFIC STOPS
WHILE I HAVE BEEN IN TOWN?**



**AMOUNT OF DRUGS SEIZED FROM
NEW WINDSOR BETWEEN
OCTOBER 2017 TO DECEMBER 2018**



**3.34 LBS OF MARIJUANA SEIZED
\$5,010 – STREET VALUE**

**AMOUNT OF DRUGS SEIZED FROM
NEW WINDSOR BETWEEN
OCTOBER 2017 TO DECEMBER 2018**



**3.34 LBS OF MARIJUANA SEIZED
\$5,010 – STREET VALUE**



**ASSORTMENT OF 29 PILLS SEIZED
\$100 – STREET VALUE**

**AMOUNT OF DRUGS SEIZED FROM
NEW WINDSOR BETWEEN
OCTOBER 2017 TO DECEMBER 2018**



**3.34 LBS OF MARIJUANA SEIZED
\$5,010 – STREET VALUE**



**ASSORTMENT OF 29 PILLS SEIZED
\$100 – STREET VALUE**



**1.5 GRAMS OF HEROIN
\$20 – STREET VALUE**

AMOUNT OF DRUGS SEIZED FROM
WINDSOR BETWEEN
OCTOBER 1, 2017 TO DECEMBER 2018

GRAND TOTAL OF \$5,130



OF 29 PILLS SEIZED
\$UE



3.34 LBS OF MARIJUANA SEIZED
\$5,010 – STREET VALUE



GRAMS OF HEROIN
\$20 – STREET VALUE

HOW DO WE CONTINUE TO PREVENT CRIME??



CRIME PREVENTION



PROPERTY CHECKS

CRIME PREVENTION DOOR PLACARDS

NEWS LETTER ARTICLES

TRAFFIC ENFORCEMENT

RANDOM PATROL SCHEDULE

NATIONAL NIGHT OUT

CITIZEN TASK FORCE